

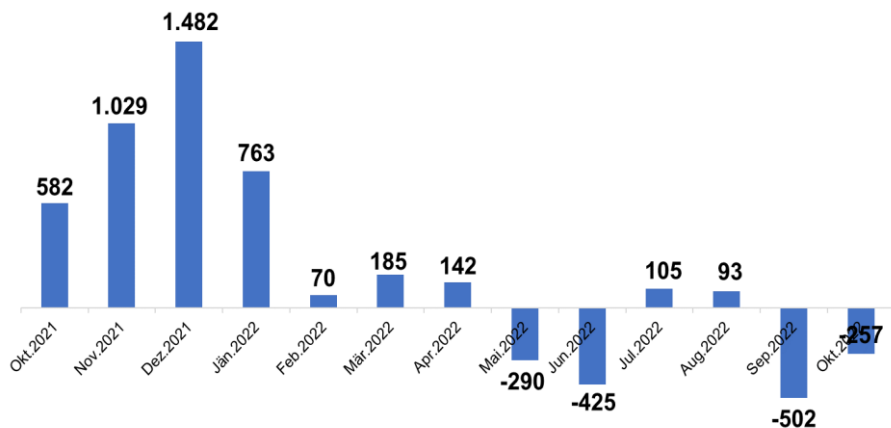
Fondsvolumen UCITS in Mrd. Euro

	Okt.2022	Dez.2021	%Δ
Aktiefonds	23,72	27,24	-12,9%
Rentenfonds	31,01	37,79	-17,9%
Gemischte Fonds	36,27	40,81	-11,1%
Sonstige Fonds	0,19	0,21	-9,3%
Gesamt	91,19	106,05	-14,0%

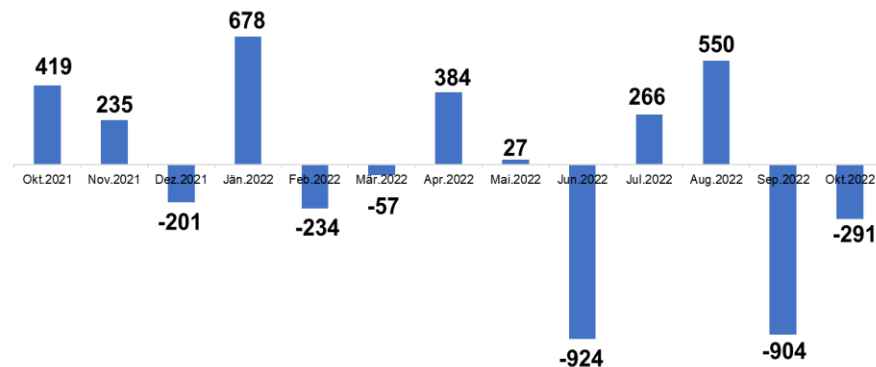
Fondsvolumen AIF in Mrd. Euro

	Okt.2022	Dez.2021	%Δ
Aktiefonds	12,99	16,88	-23,1%
Rentenfonds	26,62	30,72	-13,3%
Gemischte Fonds	57,24	65,07	-12,0%
Immobilienfonds	11,12	10,74	3,5%
Sonstige Fonds	0,15	0,13	13,4%
Gesamt	108,12	123,54	-12,5%

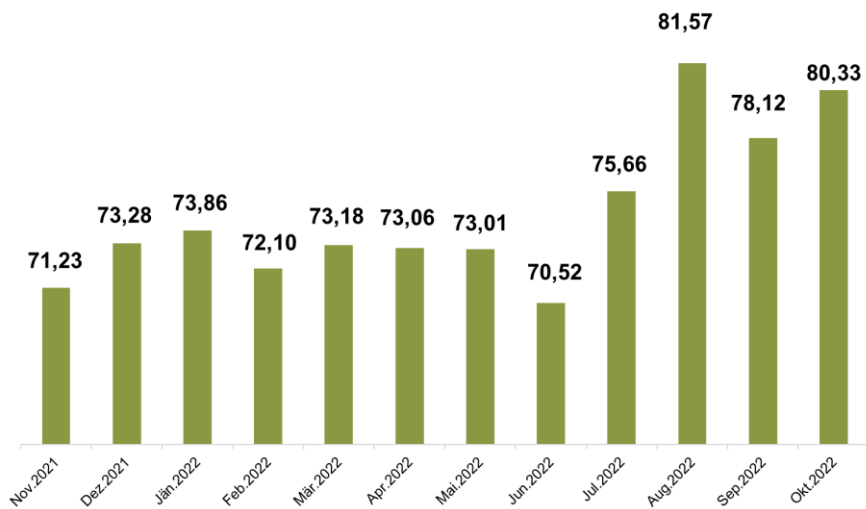
Nettomittelveränderung von UCITS Fonds
in Mio. Euro



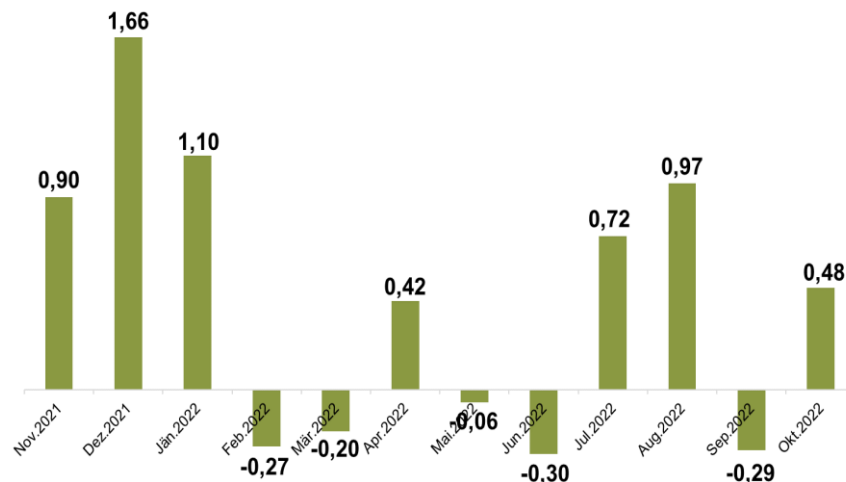
Nettomittelveränderung von AIF Fonds
in Mio. Euro



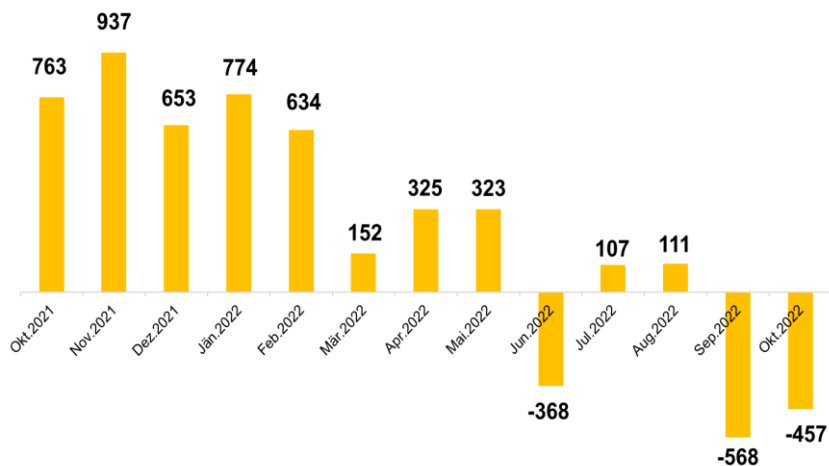
VOLUMEN SFDR ART 8/ART9 Fonds
in Mrd. Euro



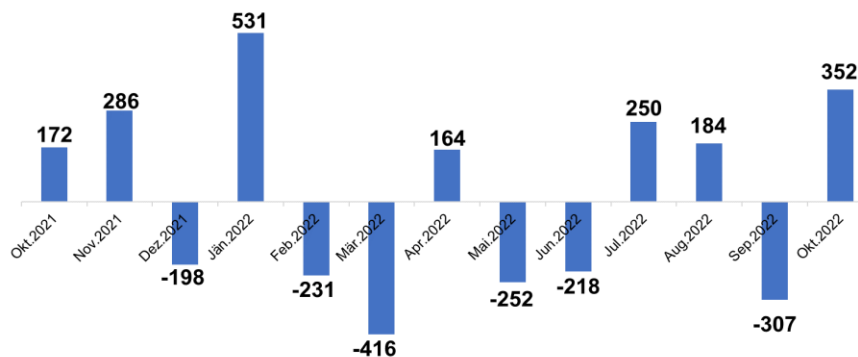
NETTOMITTELVERÄNDERUNG SFDR ART8/ ART 9 Fonds
in Mrd. Euro



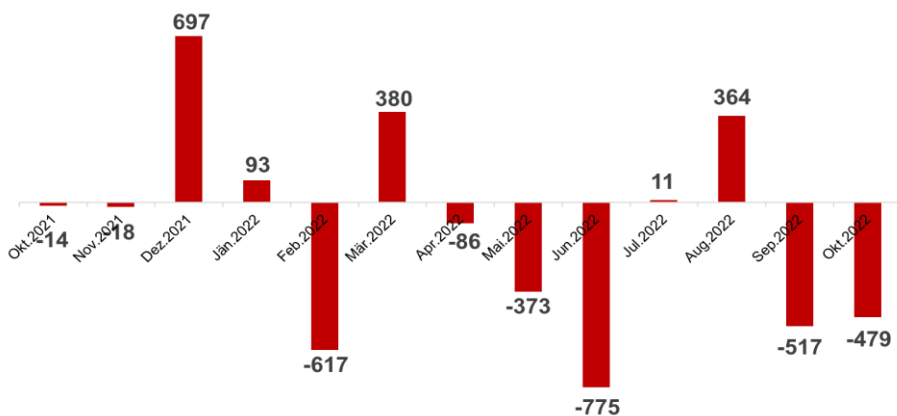
NETTOMITTELVERÄNDERUNG GEMISCHTE FONDS
in Mio. Euro



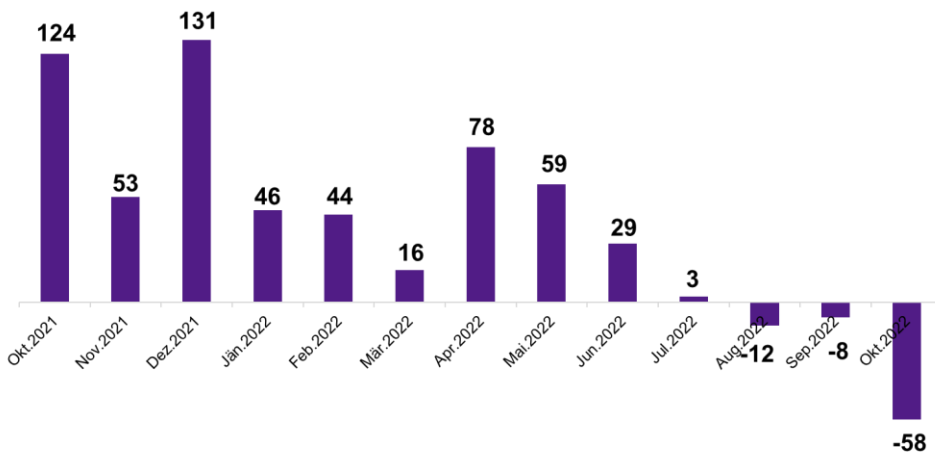
NETTOMITTELVERÄNDERUNG AKTIEN FONDS
in Mio. Euro



NETTOMITTELVERÄNDERUNG RENTEN FONDS
in Mio. Euro



NETTOMITTELVERÄNDERUNG IMMOFONDS
in Mio. Euro



1-Monats Performance in %

