

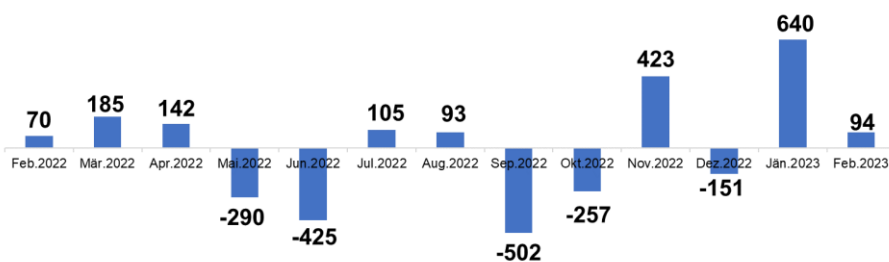
## Fondsvolumen UCITS in Mrd. Euro

	Feb.2023	Dez.2022	%Δ
Aktiefonds	25,50	23,90	6,7%
Rentenfonds	30,98	30,61	1,2%
Gemischte Fonds	36,86	36,05	2,3%
Sonstige Fonds	0,20	0,20	0,7%
<b>Gesamt</b>	<b>93,53</b>	<b>90,76</b>	<b>3,1%</b>

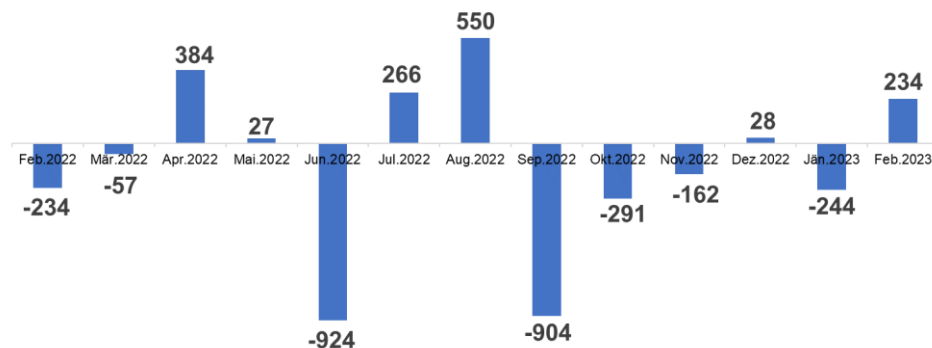
## Fondsvolumen AIF in Mrd. Euro

	Feb.2023	Dez.2022	%Δ
Aktiefonds	13,53	12,53	7,9%
Rentenfonds	27,86	27,11	2,8%
Gemischte Fonds	57,35	57,15	0,3%
Immobilienfonds	10,83	11,01	-1,6%
Sonstige Fonds	0,15	0,15	-0,5%
<b>Gesamt</b>	<b>109,72</b>	<b>107,95</b>	<b>1,6%</b>

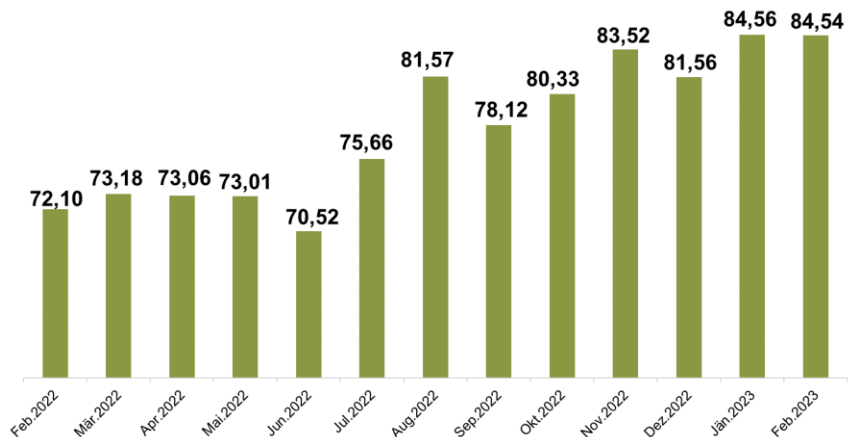
Nettomittelveränderung von UCITS Fonds  
in Mio. Euro



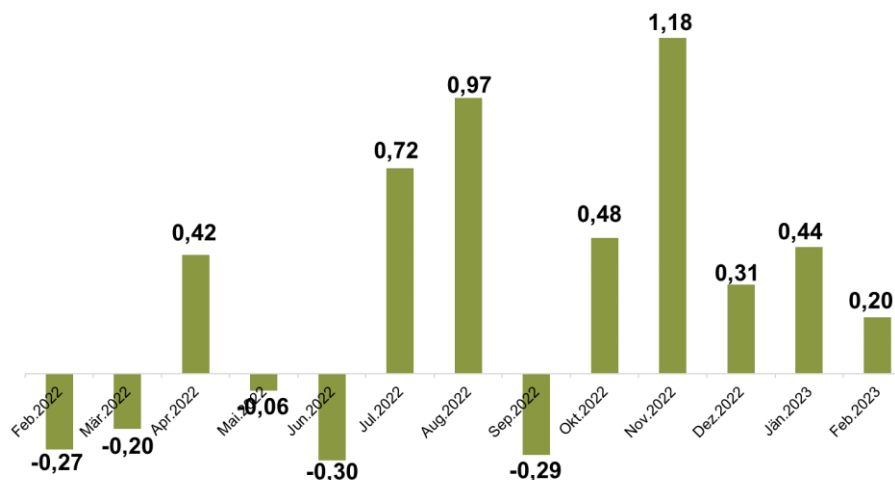
Nettomittelveränderung von AIF Fonds  
in Mio. Euro



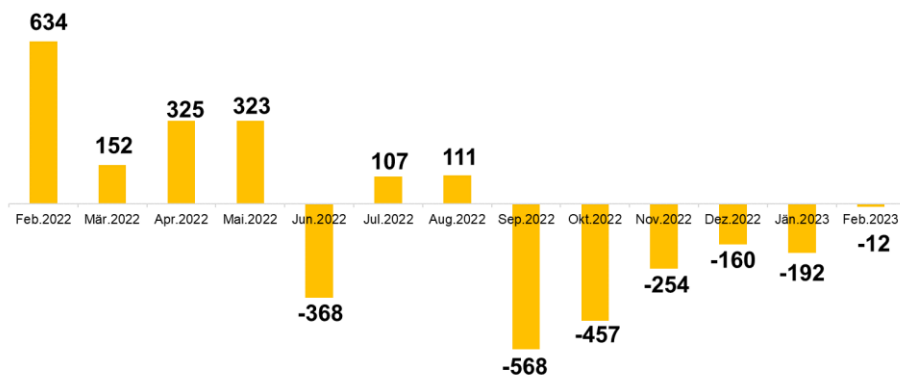
**VOLUMEN SFDR ART 8/ART9 Fonds**  
in Mrd. Euro



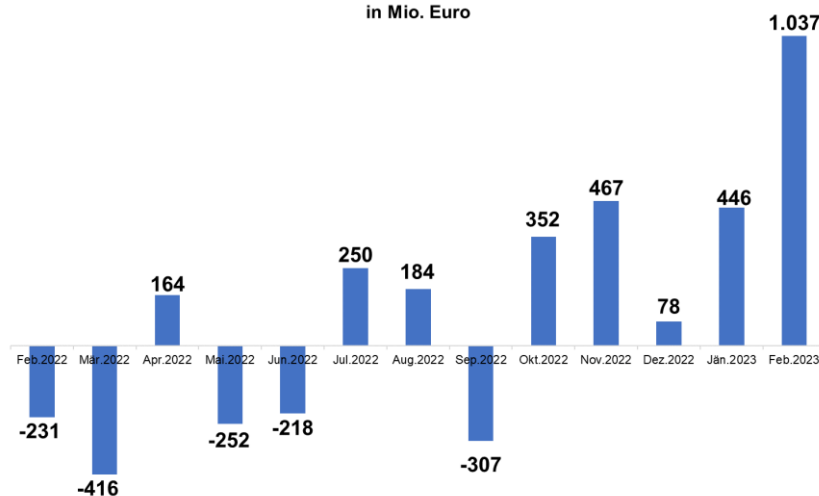
**NETTOMITTELVERÄNDERUNG SFDR ART8/ ART 9 Fonds**  
in Mrd. Euro



**NETTOMITTELVERÄNDERUNG GEMISCHTE FONDS**  
in Mio. Euro

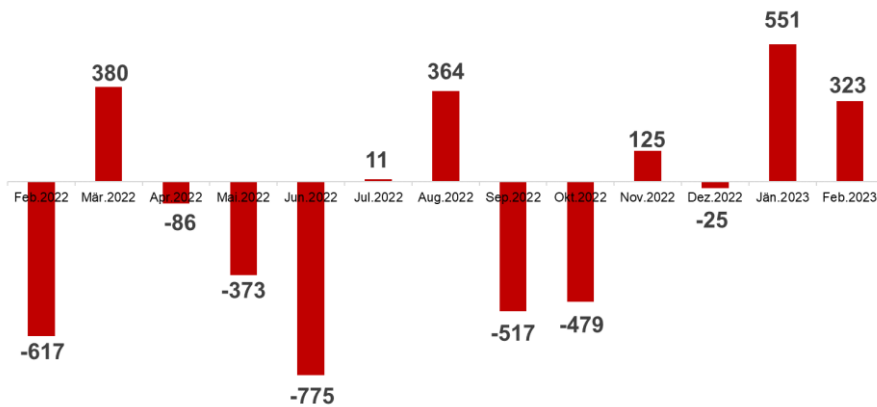


**NETTOMITTELVERÄNDERUNG AKTIEN FONDS**  
in Mio. Euro

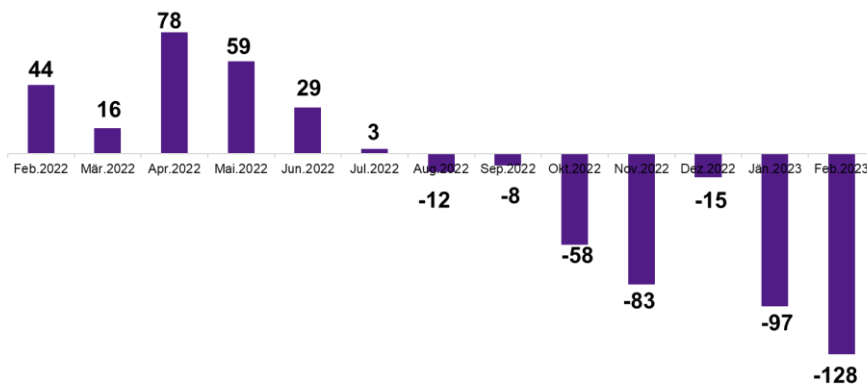




## NETTOMITTELVERÄNDERUNG RENTEN FONDS in Mio. Euro



## NETTOMITTELVERÄNDERUNG IMMOFONDS in Mio. Euro



## 1-Monats Performance in %

