

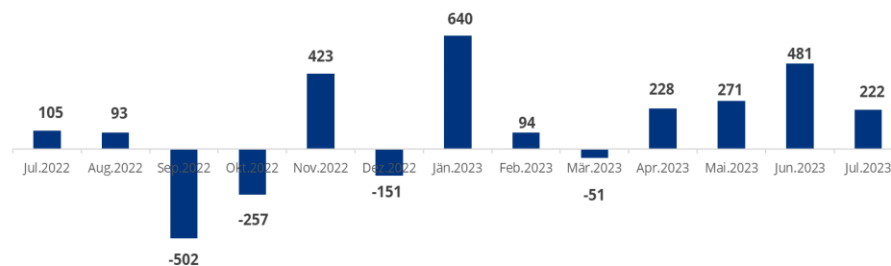
Fondsvolumen UCITS in Mrd. Euro

	Jul.2023	Dez.2022	%D
Aktienfonds	27,78	23,90	16,2%
Rentenfonds	31,69	30,61	3,5%
Gemischte Fonds	37,23	36,05	3,3%
Sonstige Fonds	0,18	0,20	-7,6%
Gesamt	96,88	90,76	6,7%

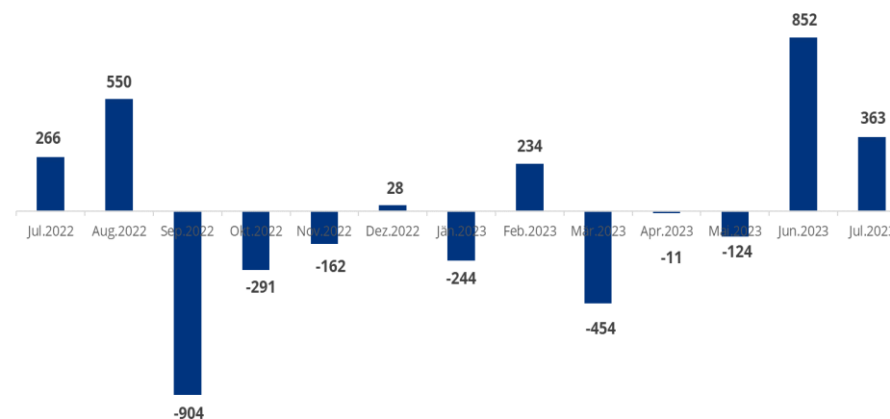
Fondsvolumen AIF in Mrd. Euro

	Jul.2023	Dez.2022	%D
Aktienfonds	14,26	12,53	13,8%
Rentenfonds	29,19	27,11	7,7%
Gemischte Fonds	58,82	57,15	2,9%
Immobilienfonds	10,21	11,01	-7,3%
Sonstige Fonds	0,14	0,15	-9,2%
Gesamt	112,61	107,95	4,3%

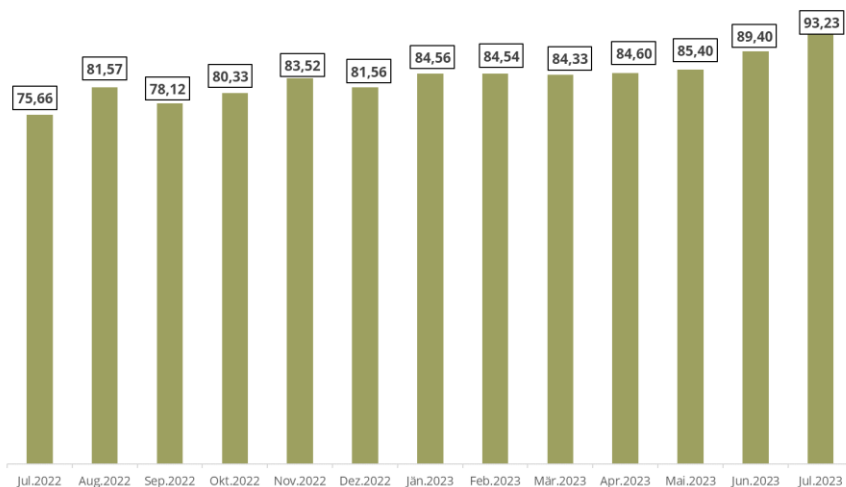
Nettomittelveränderung von UCITS Fonds
in Mio. Euro



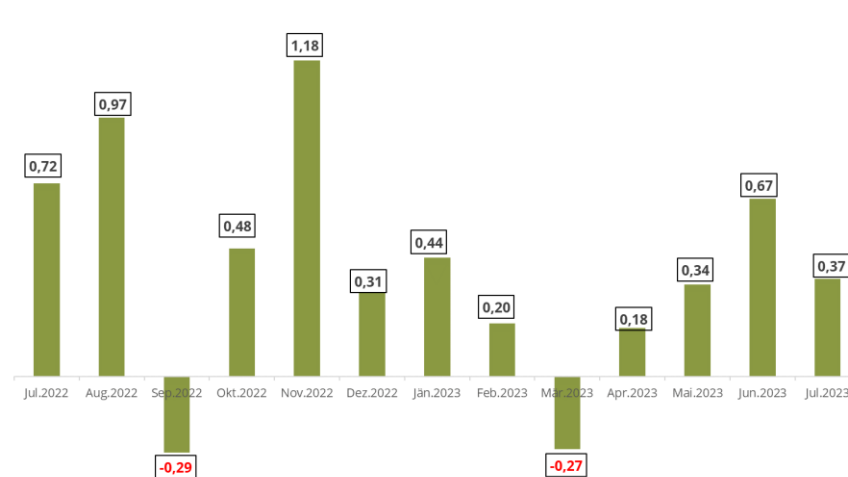
Nettomittelveränderung von AIF Fonds
in Mio. Euro



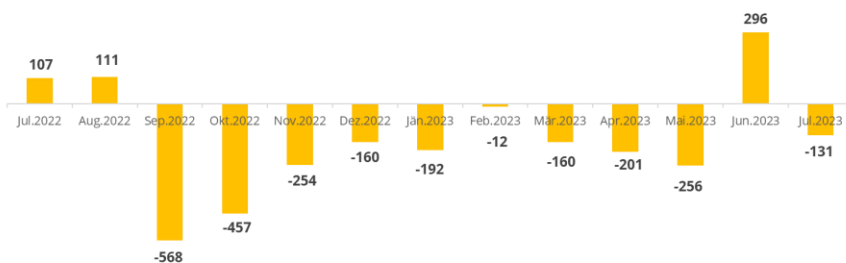
VOLUMEN SFDR ART 8/ART9 Fonds
in Mrd. Euro



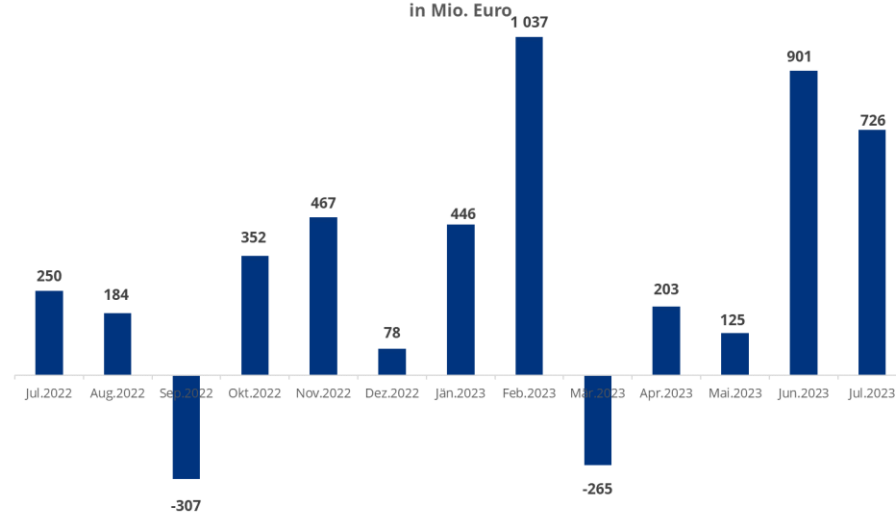
NETTOMITTELVERÄNDERUNG SFDR ART8/ ART 9 Fonds
in Mrd. Euro



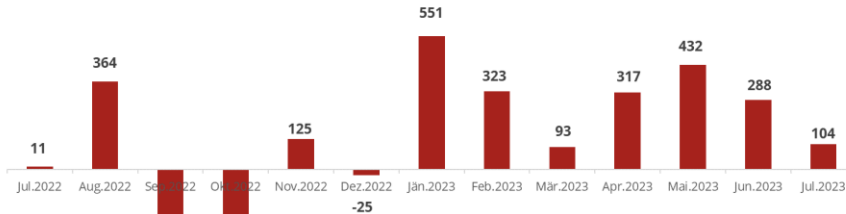
NETTOMITTELVERÄNDERUNG GEMISCHTE FONDS
in Mio. Euro



NETTOMITTELVERÄNDERUNG AKTIEN FONDS
in Mio. Euro



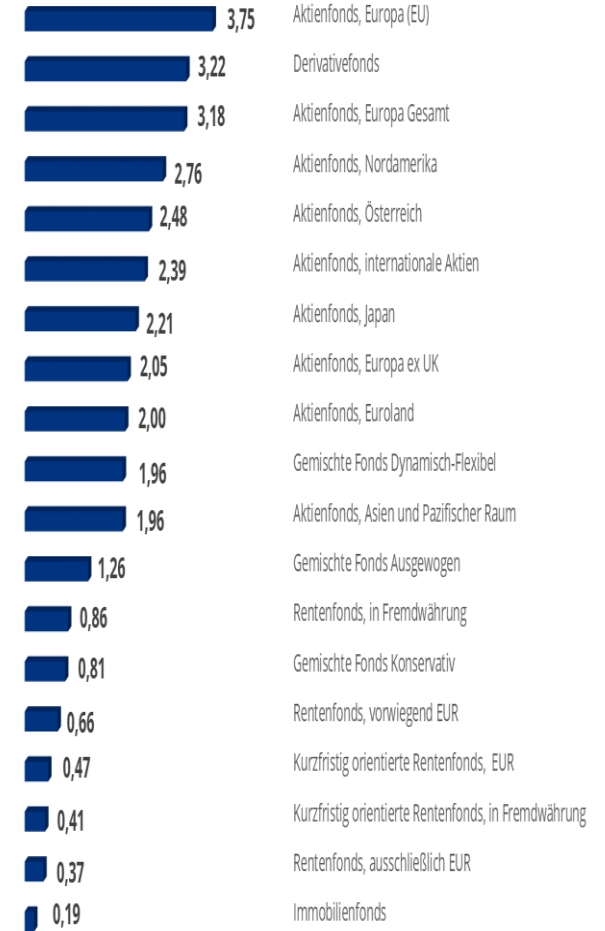
NETTOMITTELVERÄNDERUNG RENTEN FONDS
in Mio. Euro



NETTOMITTELVERÄNDERUNG IMMOFONDS
in Mio. Euro



1-Monats Performance in %



-5,00 -4,00 -3,00 -2,00 -1,00 0,00 1,00 2,00 3,00 4,00 5,00