

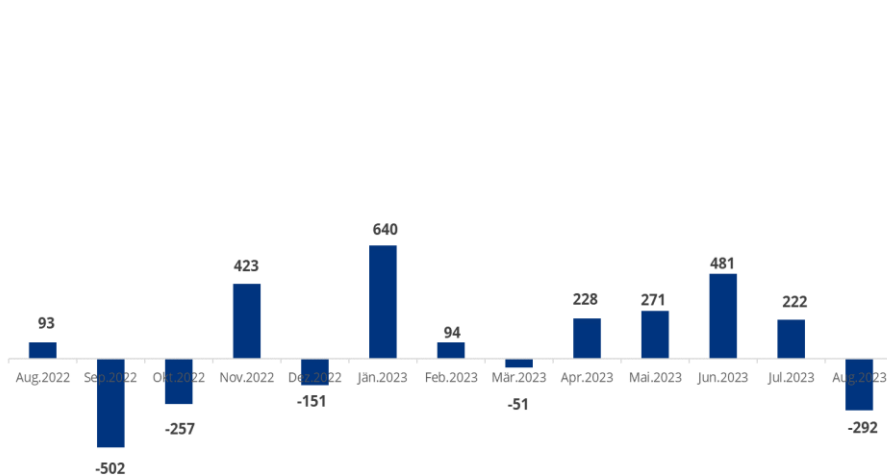
## Fondsvolumen UCITS in Mrd. Euro

	Aug.2023	Dez.2022	%D
Aktienfonds	26,80	23,90	12,1%
Rentenfonds	31,74	30,61	3,7%
Gemischte Fonds	36,70	36,05	1,8%
Sonstige Fonds	0,18	0,20	-7,6%
<b>Gesamt</b>	<b>95,42</b>	<b>90,76</b>	<b>5,1%</b>

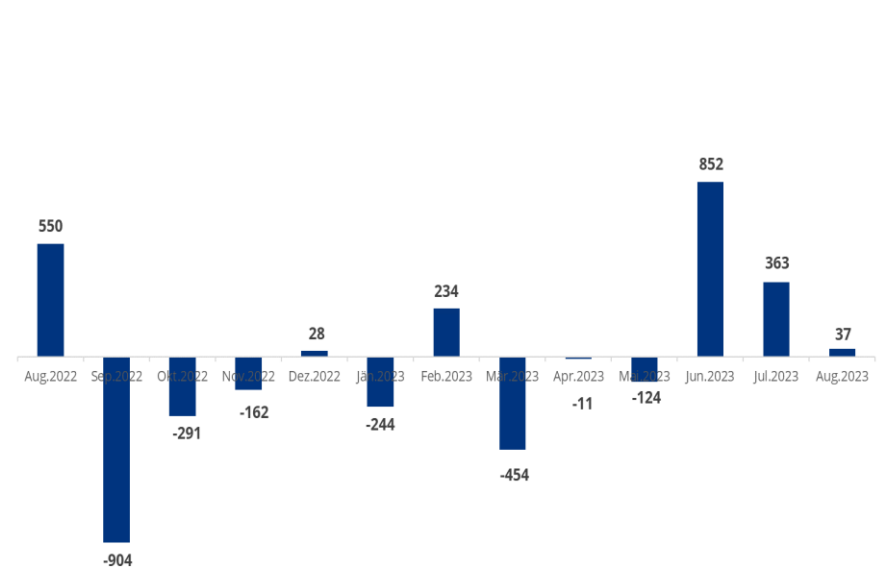
## Fondsvolumen AIF in Mrd. Euro

	Aug.2023	Dez.2022	%D
Aktienfonds	13,90	12,53	10,9%
Rentenfonds	29,10	27,11	7,3%
Gemischte Fonds	58,59	57,15	2,5%
Immobilienfonds	10,12	11,01	-8,1%
Sonstige Fonds	0,14	0,15	-9,3%
<b>Gesamt</b>	<b>111,83</b>	<b>107,95</b>	<b>3,6%</b>

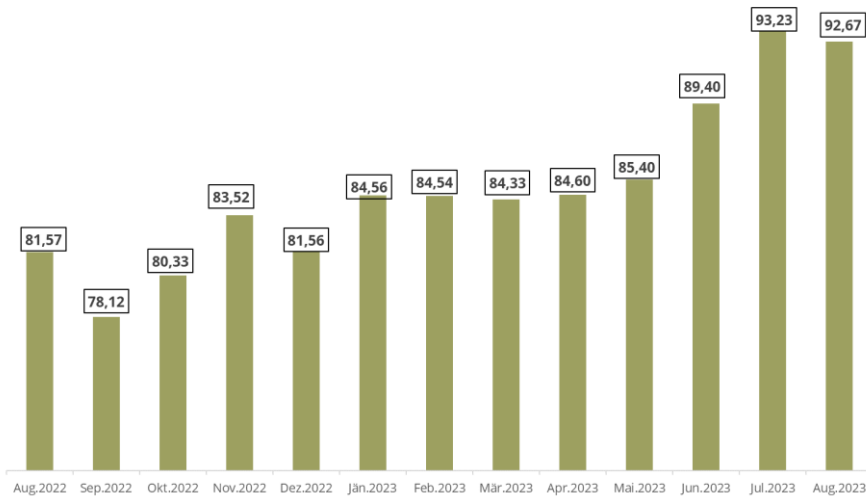
Nettomittelveränderung von UCITS Fonds  
in Mio. Euro



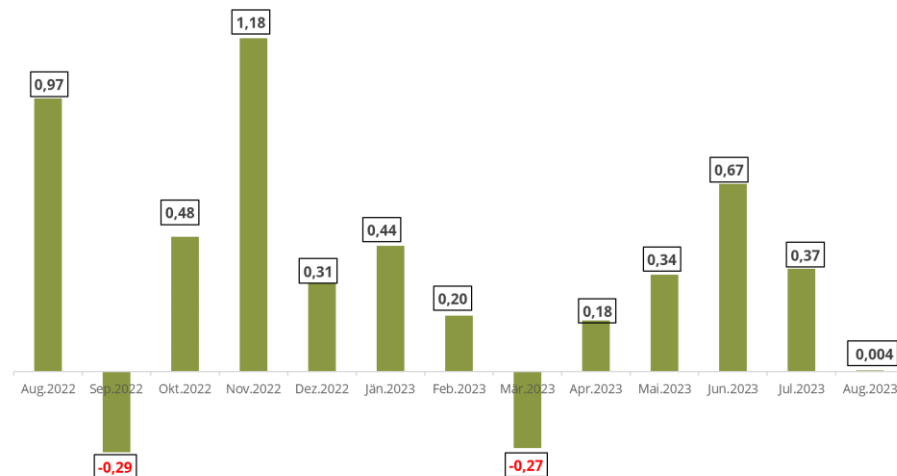
Nettomittelveränderung von AIF Fonds  
in Mio. Euro



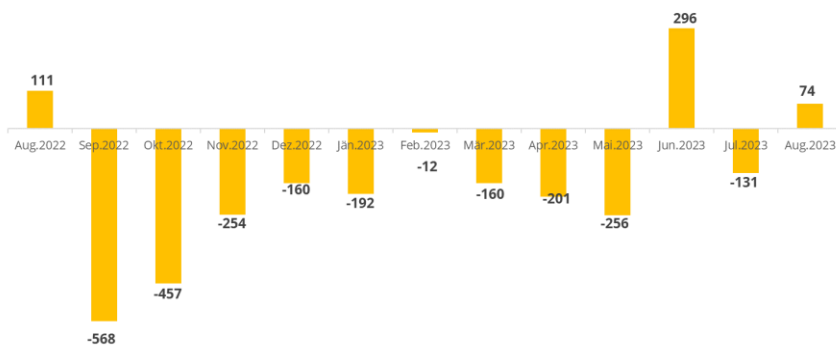
VOLUMEN SFDR ART 8/ART9 Fonds  
in Mrd. Euro



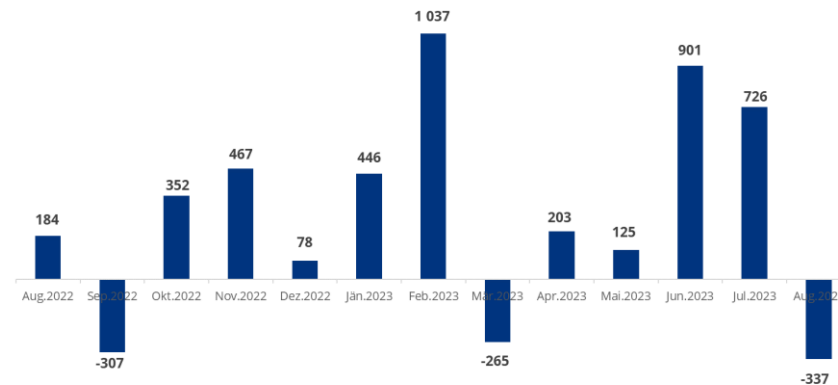
NETTOMITTELVERÄNDERUNG SFDR ART8/ ART 9 Fonds  
in Mrd. Euro



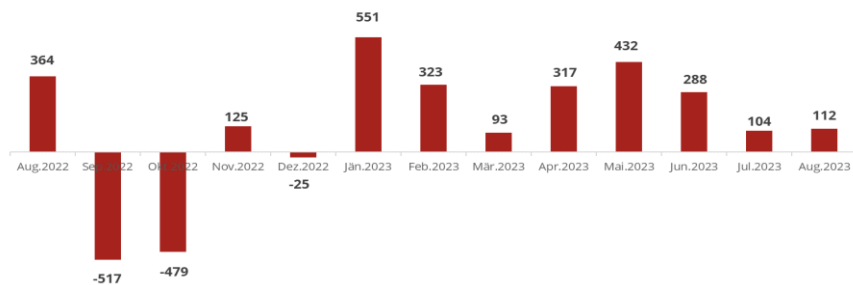
NETTOMITTELVERÄNDERUNG GEMISCHTE FONDS  
in Mio. Euro



NETTOMITTELVERÄNDERUNG AKTIEN FONDS  
in Mio. Euro



**NETTOMITTELVERÄNDERUNG RENTEN FONDS**  
in Mio. Euro



**NETTOMITTELVERÄNDERUNG IMMOFONDS**  
in Mio. Euro



1-Monats Performance in %

