

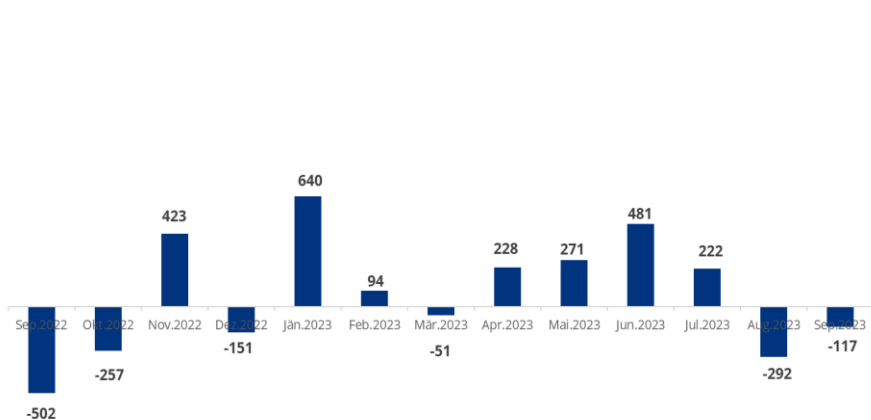
Fondsvolumen UCITS in Mrd. Euro

	Sep.2023	Dez.2022	%D
Aktienfonds	26,13	23,90	9,3%
Rentenfonds	31,40	30,61	2,6%
Gemischte Fonds	35,90	36,05	-0,4%
Sonstige Fonds	0,18	0,20	-7,2%
Gesamt	93,61	90,76	3,1%

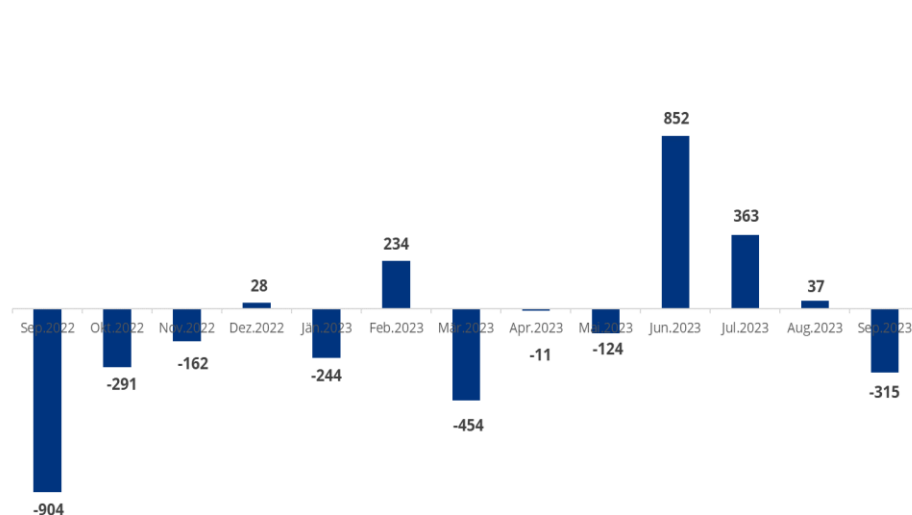
Fondsvolumen AIF in Mrd. Euro

	Sep.2023	Dez.2022	%D
Aktienfonds	12,90	12,53	2,9%
Rentenfonds	28,60	27,11	5,5%
Gemischte Fonds	58,30	57,15	2,0%
Immobilienfonds	9,99	11,01	-9,2%
Sonstige Fonds	0,14	0,15	-10,4%
Gesamt	109,93	107,95	1,8%

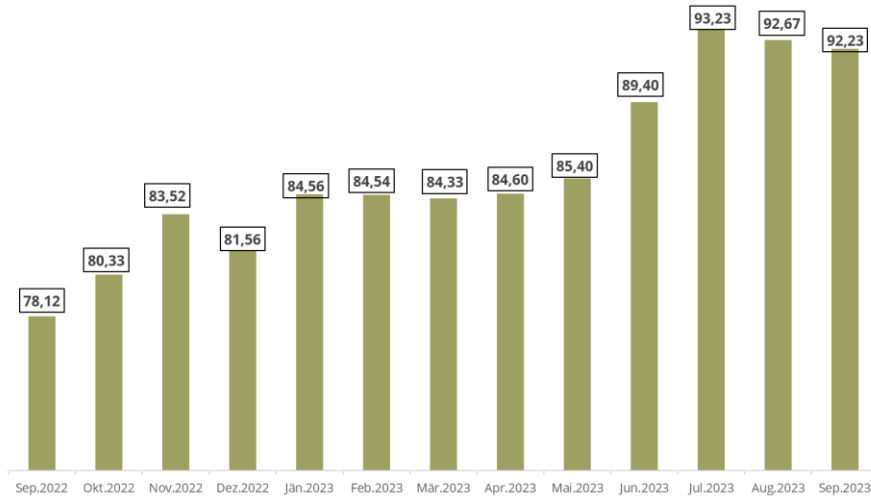
Nettomittelveränderung von UCITS Fonds
in Mio. Euro



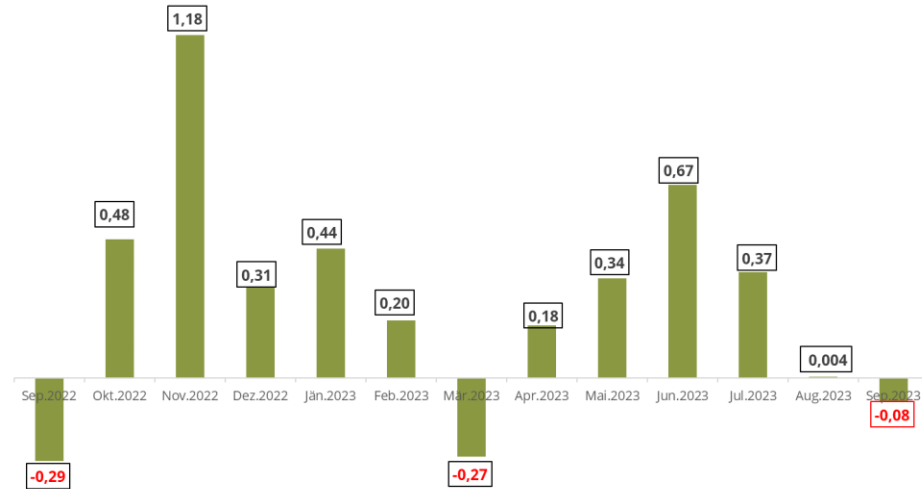
Nettomittelveränderung von AIF Fonds
in Mio. Euro



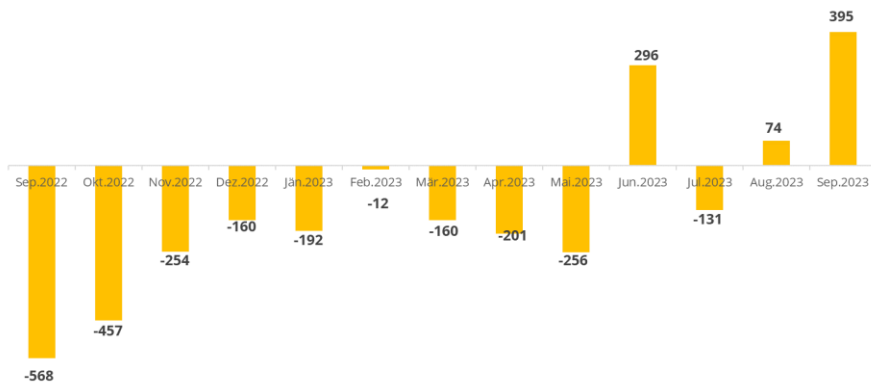
VOLUMEN SFDR ART 8/ART9 Fonds
in Mrd. Euro



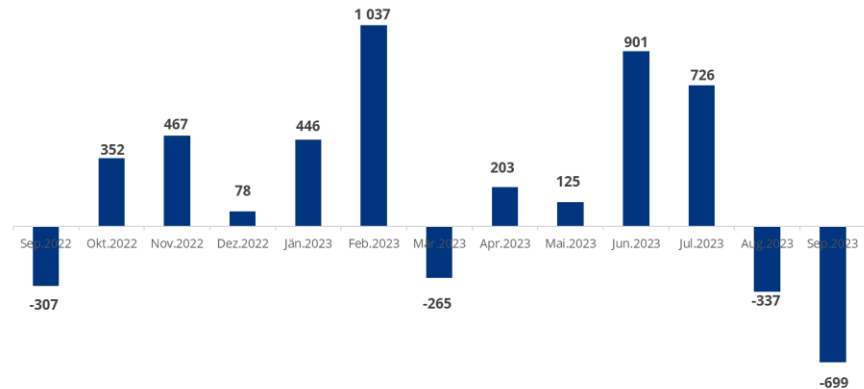
NETTOMITTELVERÄNDERUNG SFDR ART8/ ART 9 Fonds
in Mrd. Euro



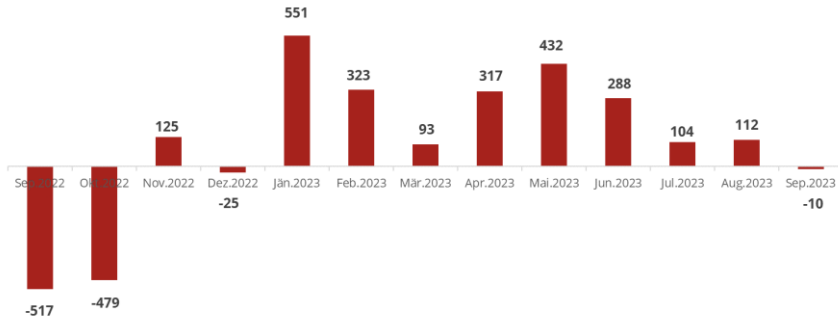
NETTOMITTELVERÄNDERUNG GEMISCHTE FONDS
in Mio. Euro



NETTOMITTELVERÄNDERUNG AKTIEN FONDS
in Mio. Euro



NETTOMITTELVERÄNDERUNG RENTEN FONDS
in Mio. Euro



NETTOMITTELVERÄNDERUNG IMMOFONDS
in Mio. Euro



1-Monats Performance in %

