

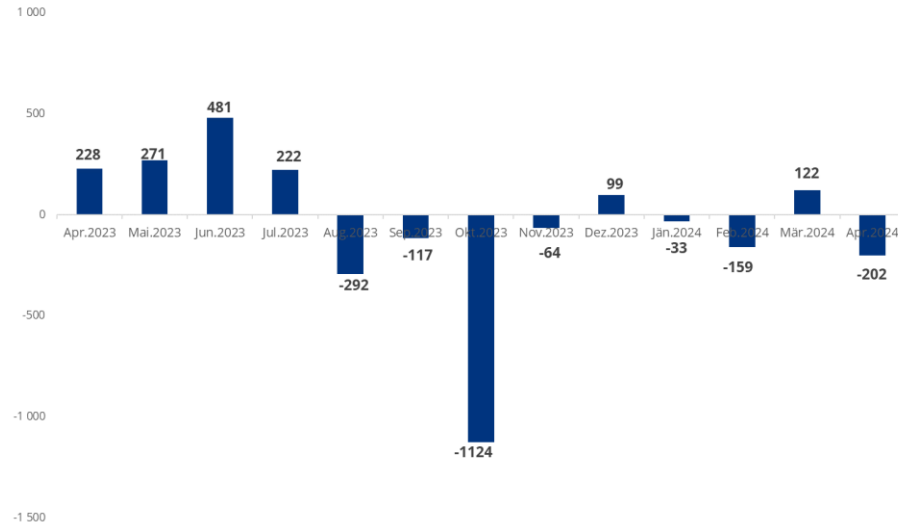
Fondsvolumen UCITS in Mrd. Euro

	Apr.2024	Dez.2023	%Δ
Aktienfonds	29,13	27,35	6,5%
Rentenfonds	32,66	32,71	-0,2%
Gemischte Fonds	37,81	37,40	1,1%
Sonstige Fonds	0,18	0,17	3,0%
Gesamt	99,78	97,64	2,2%

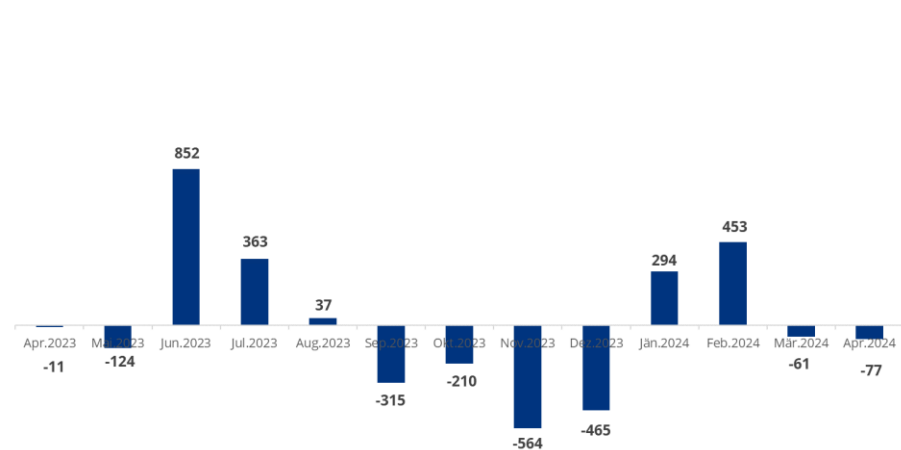
Fondsvolumen AIF in Mrd. Euro

	Apr.2024	Dez.2023	%Δ
Aktienfonds	14,43	13,47	7,1%
Rentenfonds	30,91	30,34	1,9%
Gemischte Fonds	62,16	60,54	2,7%
Immobilienfonds	8,63	9,34	-7,5%
Sonstige Fonds	0,10	0,10	-8,5%
Gesamt	116,23	113,79	2,1%

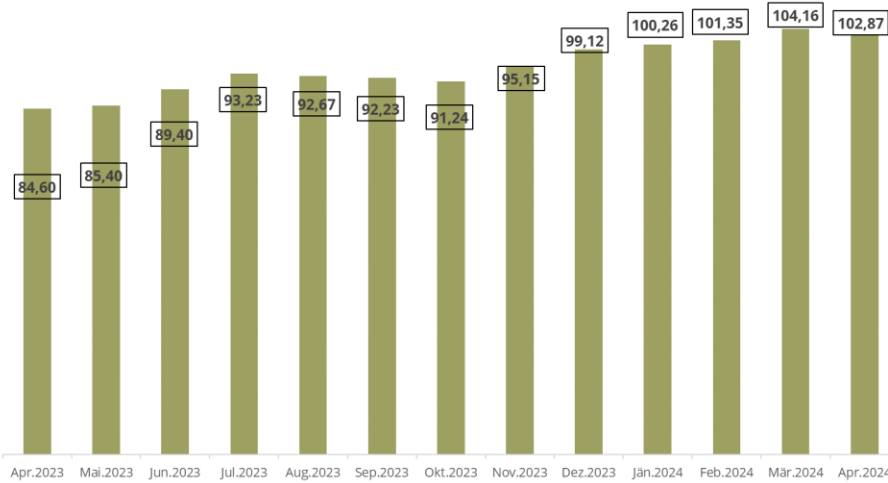
Nettomittelveränderung von UCITS Fonds
in Mio. Euro



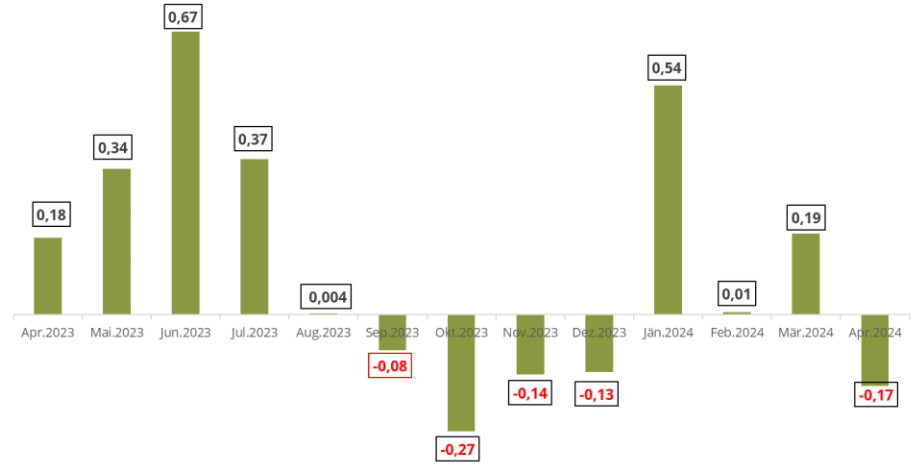
Nettomittelveränderung von AIF Fonds
in Mio. Euro



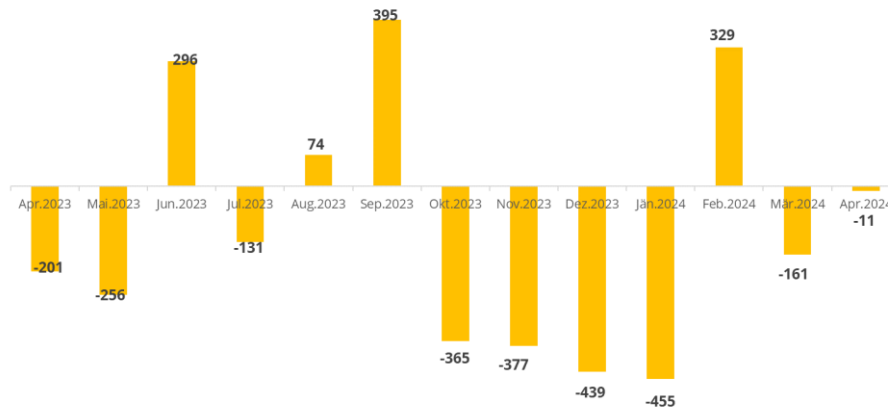
VOLUMEN SFDR ART 8/ART9 Fonds
in Mrd. Euro



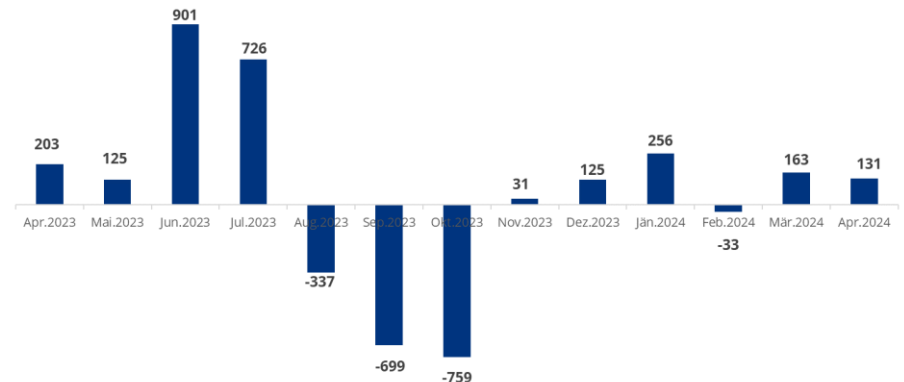
NETTOMITTELVERÄNDERUNG SFDR ART8/ ART 9 Fonds
in Mrd. Euro



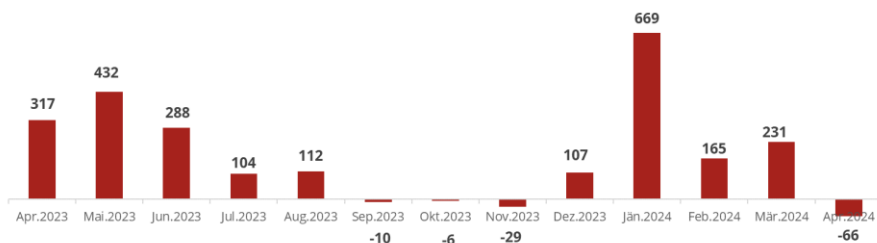
NETTOMITTELVERÄNDERUNG GEMISCHTE FONDS
in Mio. Euro



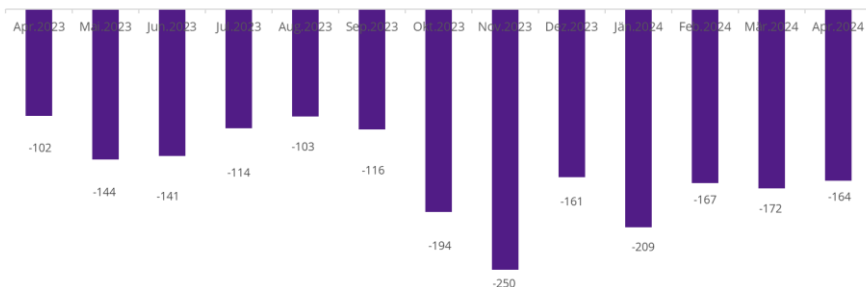
NETTOMITTELVERÄNDERUNG AKTIEN FONDS
in Mio. Euro



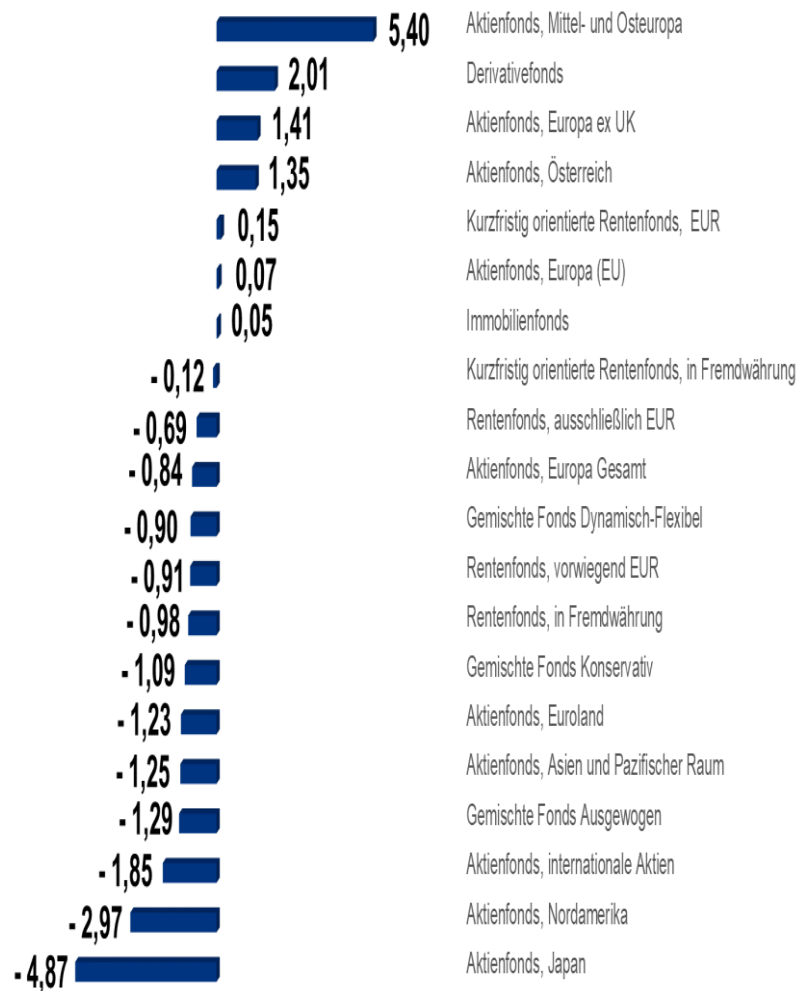
NETTOMITTELVERÄNDERUNG RENTEN FONDS in Mio. Euro



NETTOMITTELVERÄNDERUNG IMMOFONDS in Mio. Euro



1-Monats Performance in %



-8,00 -6,00 -4,00 -2,00 0,00 2,00 4,00 6,00 8,00