

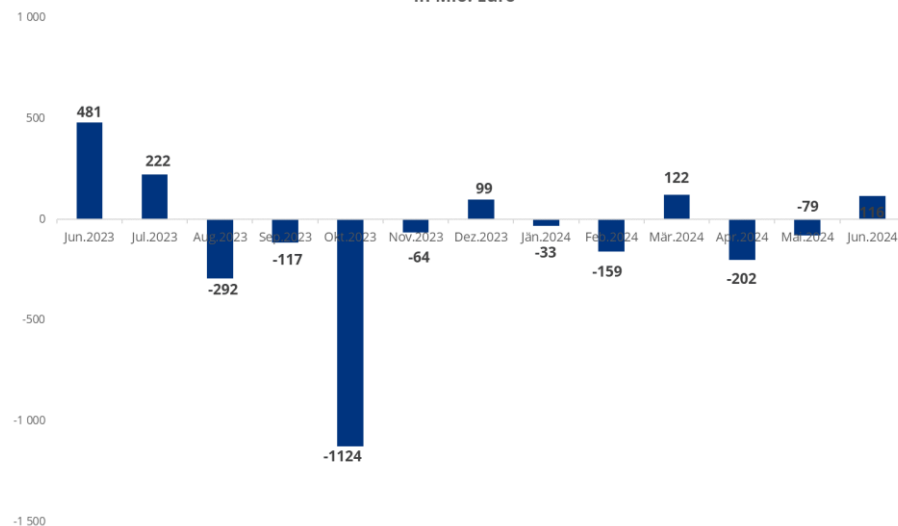
## Fondsvolumen UCITS in Mrd. Euro

	Jun.2024	Dez.2023	%Δ
Aktienfonds	30,35	27,35	11,0%
Rentenfonds	33,15	32,71	-7,2%
Gemischte Fonds	38,54	37,40	3,0%
Sonstige Fonds	0,16	0,17	-7,3%
<b>Gesamt</b>	<b>102,20</b>	<b>97,64</b>	<b>4,7%</b>

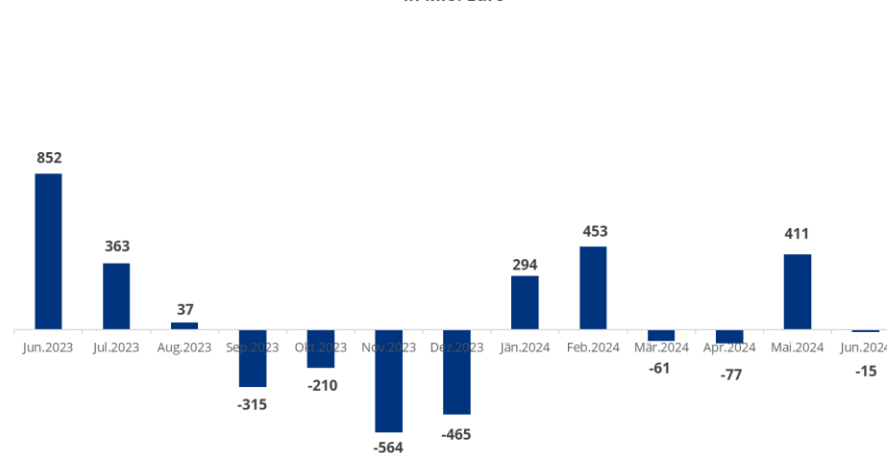
## Fondsvolumen AIF in Mrd. Euro

	Jun.2024	Dez.2023	%Δ
Aktienfonds	15,36	13,47	14,1%
Rentenfonds	31,27	30,34	3,1%
Gemischte Fonds	63,55	60,54	5,0%
Immobilienfonds	8,42	9,34	-9,8%
Sonstige Fonds	0,09	0,10	-9,4%
<b>Gesamt</b>	<b>118,70</b>	<b>113,79</b>	<b>4,3%</b>

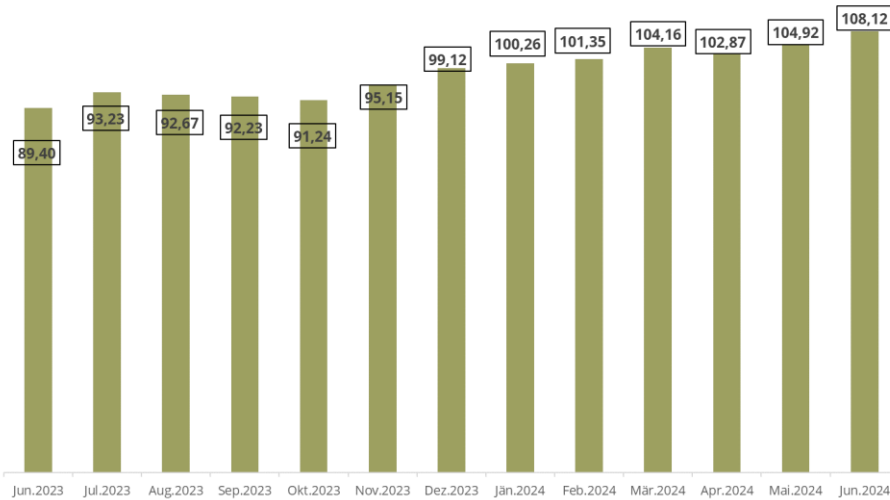
Nettomittelveränderung von UCITS Fonds  
in Mio. Euro



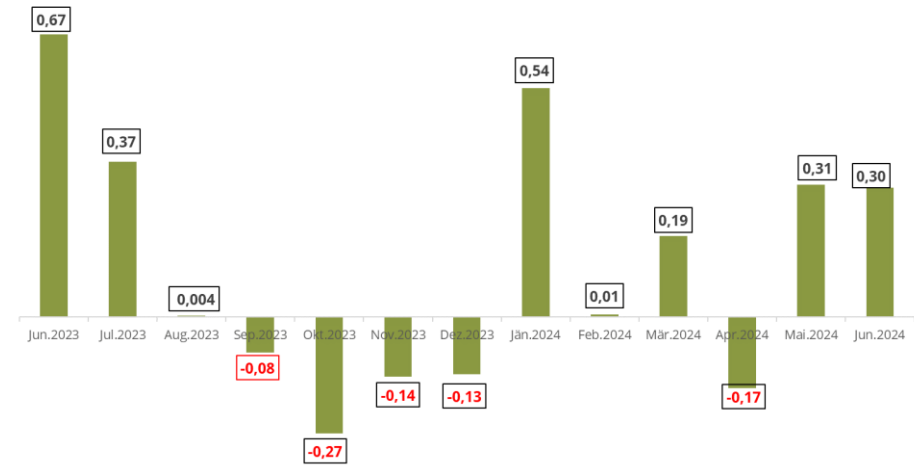
Nettomittelveränderung von AIF Fonds  
in Mio. Euro



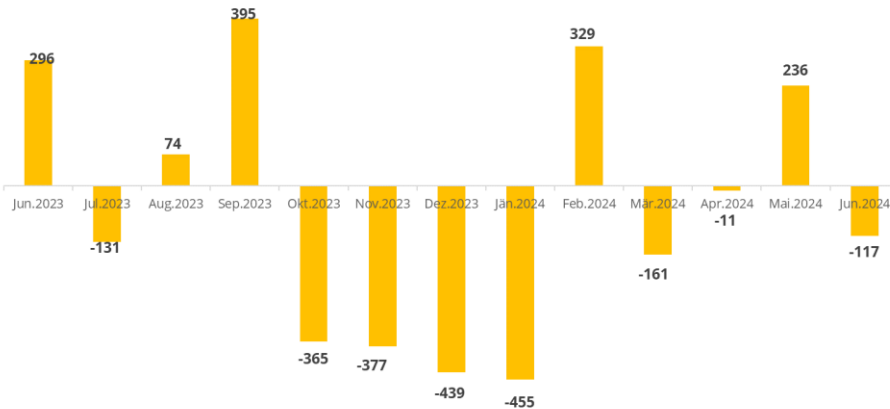
**VOLUMEN SFDR ART 8/ART9 Fonds**  
in Mrd. Euro



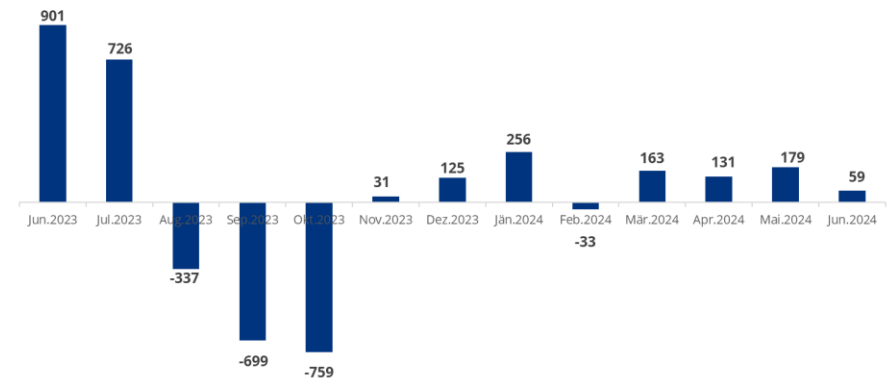
**NETTOMITTELVERÄNDERUNG SFDR ART8/ ART 9 Fonds**  
in Mrd. Euro



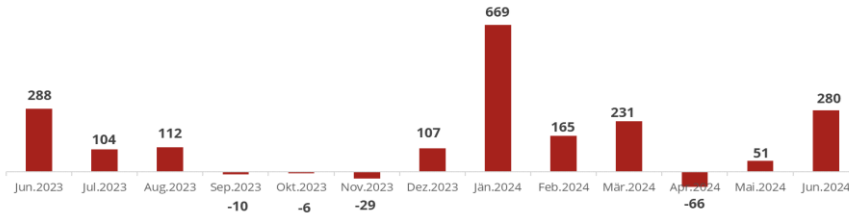
**NETTOMITTELVERÄNDERUNG GEMISCHTE FONDS**  
in Mio. Euro



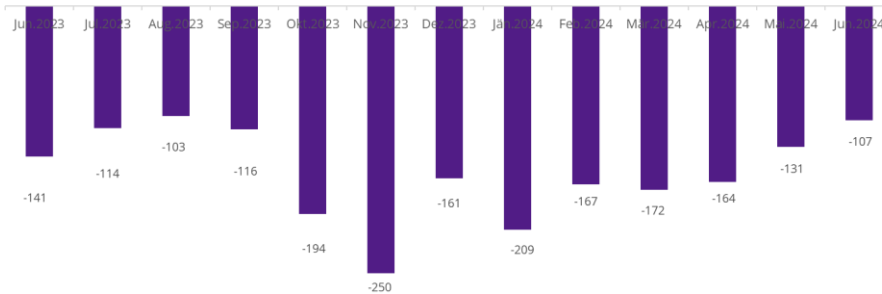
**NETTOMITTELVERÄNDERUNG AKTIEN FONDS**  
in Mio. Euro



NETTOMITTELVERÄNDERUNG RENTEN FONDS  
in Mio. Euro



NETTOMITTELVERÄNDERUNG IMMOFONDS  
in Mio. Euro



1-Monats Performance in %

