

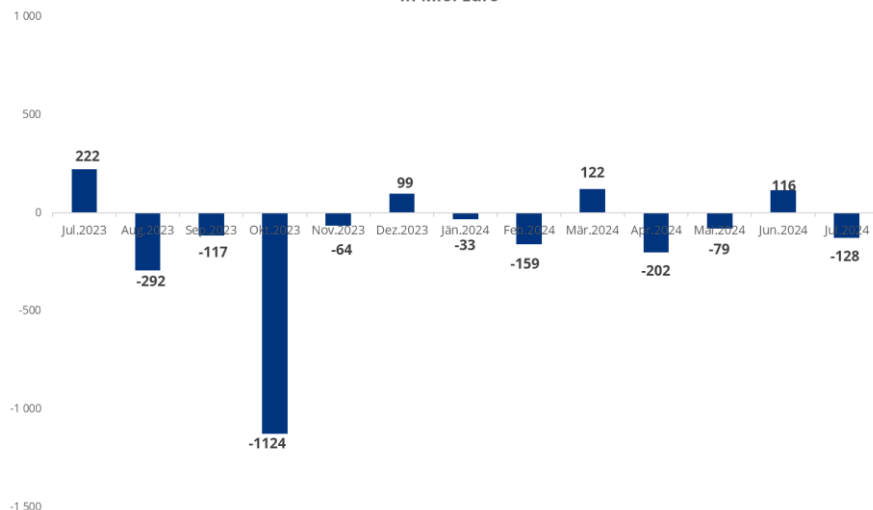
## Fondsvolumen UCITS in Mrd. Euro

	Jul.2024	Dez.2023	%Δ
Aktienfonds	29,94	27,35	9,5%
Rentenfonds	33,61	32,71	-8,5%
Gemischte Fonds	38,53	37,40	3,0%
Sonstige Fonds	0,17	0,17	-2,5%
<b>Gesamt</b>	<b>102,25</b>	<b>97,64</b>	<b>4,7%</b>

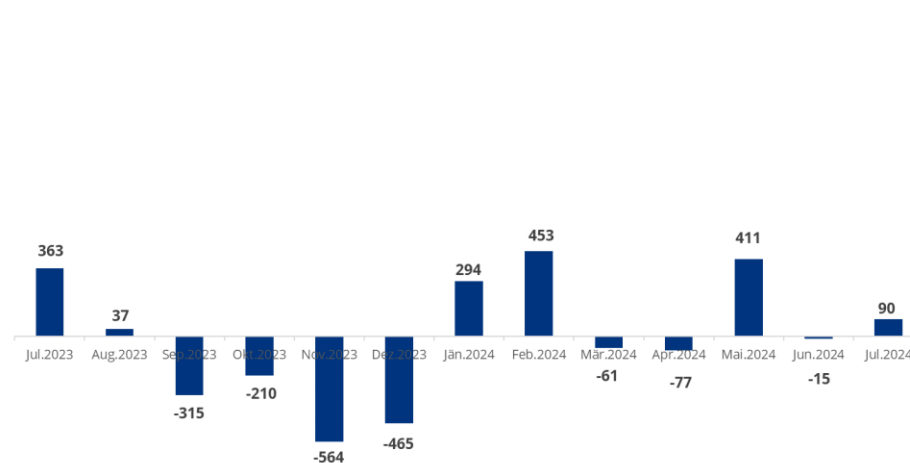
## Fondsvolumen AIF in Mrd. Euro

	Jul.2024	Dez.2023	%Δ
Aktienfonds	15,30	13,47	13,6%
Rentenfonds	31,76	30,34	4,7%
Gemischte Fonds	63,98	60,54	5,7%
Immobilienfonds	8,29	9,34	-11,2%
Sonstige Fonds	0,09	0,10	-9,5%
<b>Gesamt</b>	<b>119,44</b>	<b>113,79</b>	<b>5,0%</b>

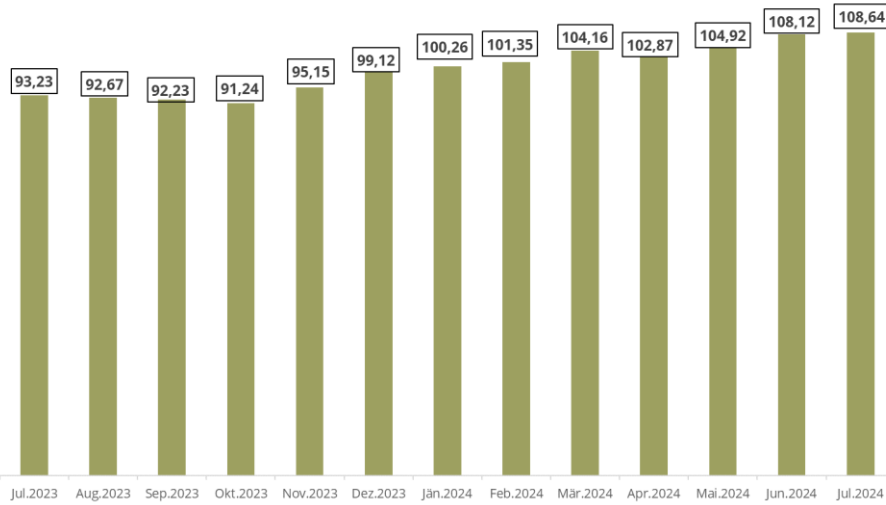
Nettomittelveränderung von UCITS Fonds  
in Mio. Euro



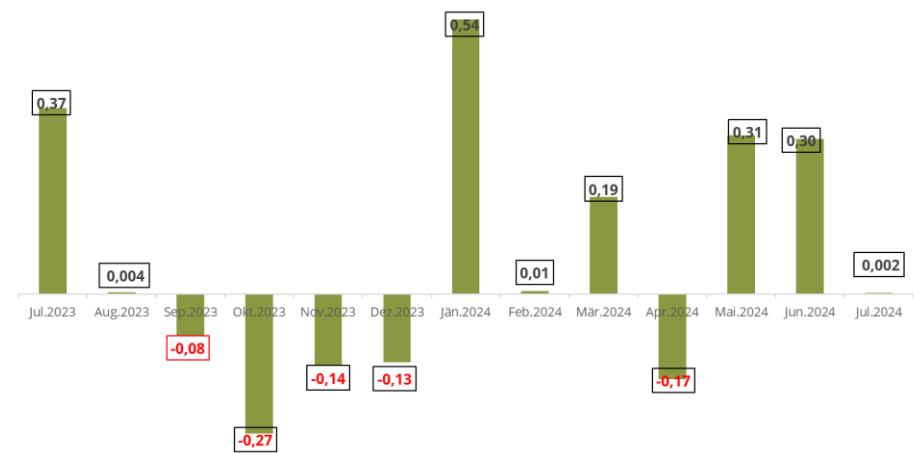
Nettomittelveränderung von AIF Fonds  
in Mio. Euro



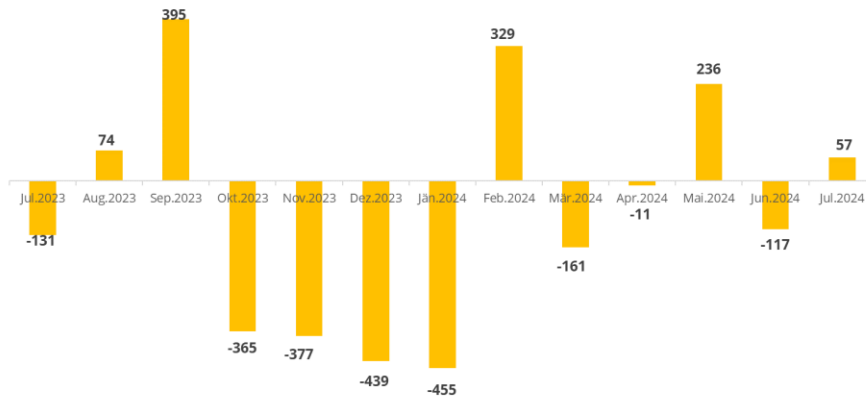
VOLUMEN SFDR ART 8/ART9 Fonds  
in Mrd. Euro



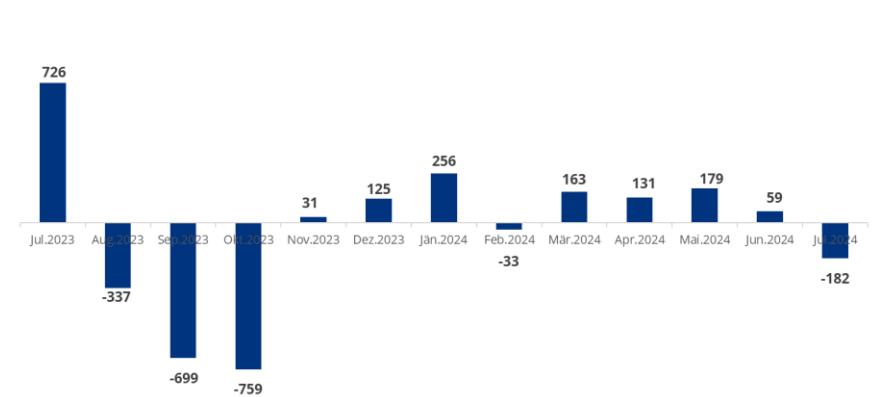
NETTOMITTELVERÄNDERUNG SFDR ART8/ ART 9 Fonds  
in Mrd. Euro



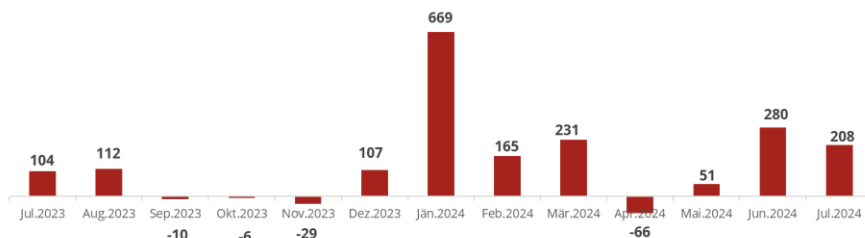
NETTOMITTELVERÄNDERUNG GEMISCHTE FONDS  
in Mio. Euro



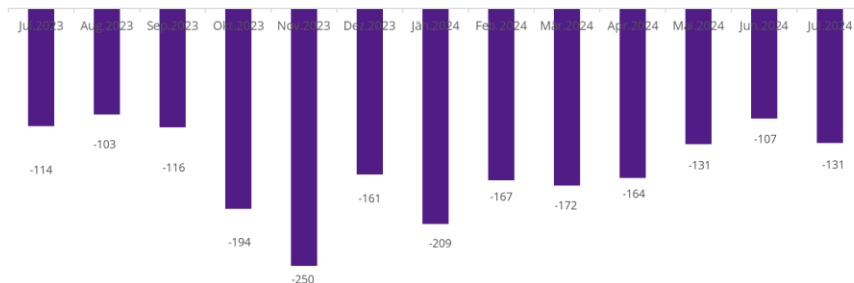
NETTOMITTELVERÄNDERUNG AKTIEN FONDS  
in Mio. Euro



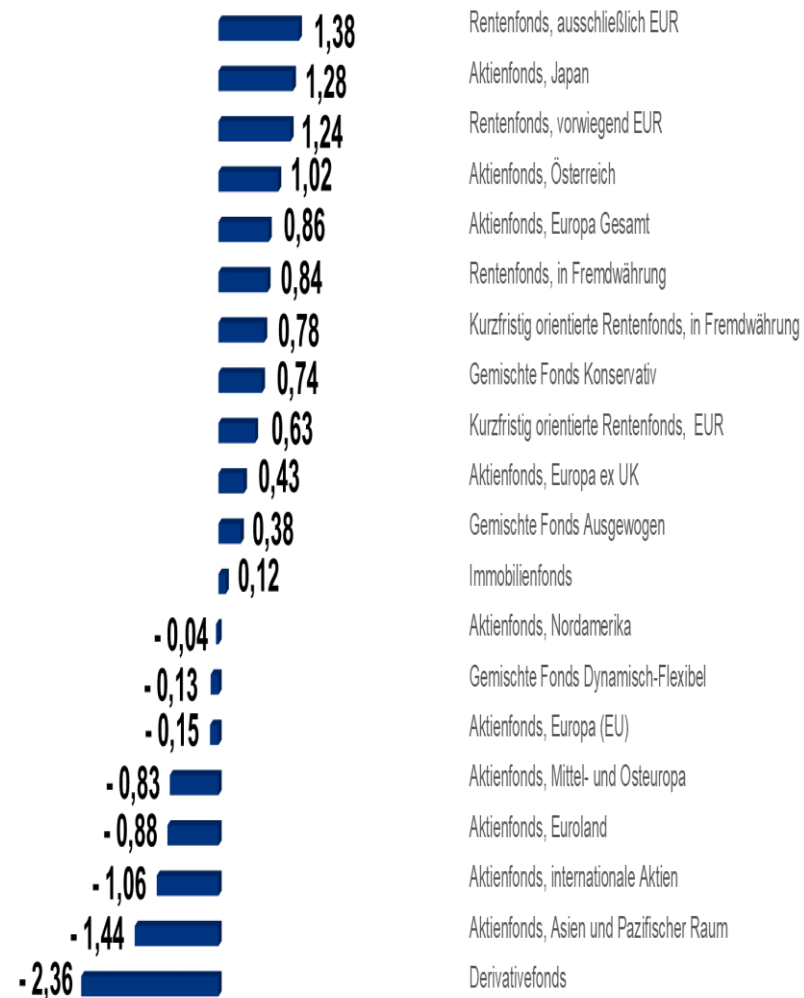
**NETTOMITTELVERÄNDERUNG RENTEN FONDS**  
in Mio. Euro



**NETTOMITTELVERÄNDERUNG IMMOFONDS**  
in Mio. Euro



**1-Monats Performance in %**



-4,00 -3,00 -2,00 -1,00 0,00 1,00 2,00 3,00 4,00