

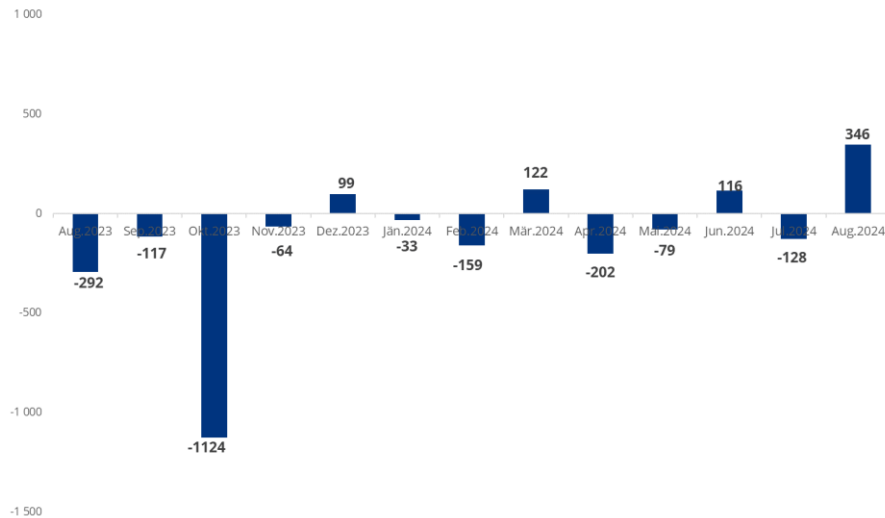
Fondsvolumen UCITS in Mrd. Euro

	Aug.2024	Dez.2023	%Δ
Aktienfonds	30,34	27,35	11,0%
Rentenfonds	34,07	32,71	-7,3%
Gemischte Fonds	38,76	37,40	3,6%
Sonstige Fonds	0,19	0,17	9,9%
Gesamt	103,36	97,64	5,9%

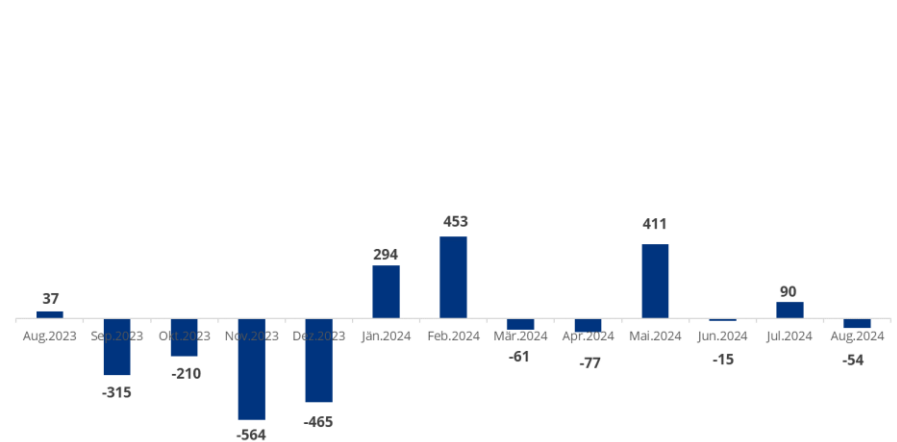
Fondsvolumen AIF in Mrd. Euro

	Aug.2024	Dez.2023	%Δ
Aktienfonds	15,04	13,47	11,6%
Rentenfonds	32,41	30,34	6,8%
Gemischte Fonds	64,45	60,54	6,5%
Immobilienfonds	8,19	9,34	-12,3%
Sonstige Fonds	0,09	0,10	-10,0%
Gesamt	120,17	113,79	5,6%

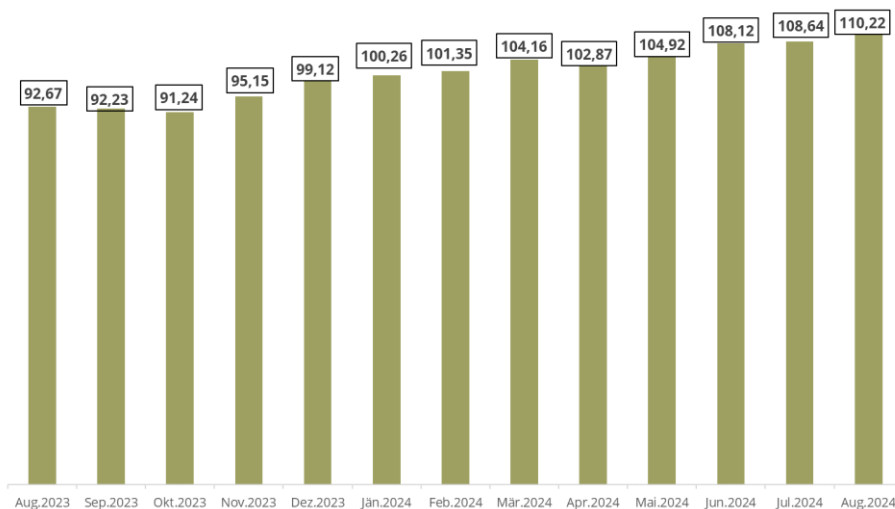
Nettomittelveränderung von UCITS Fonds
in Mio. Euro



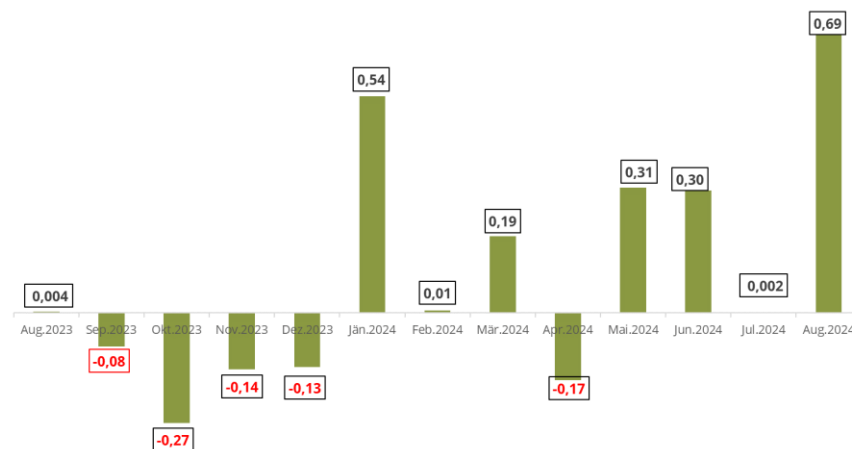
Nettomittelveränderung von AIF Fonds
in Mio. Euro



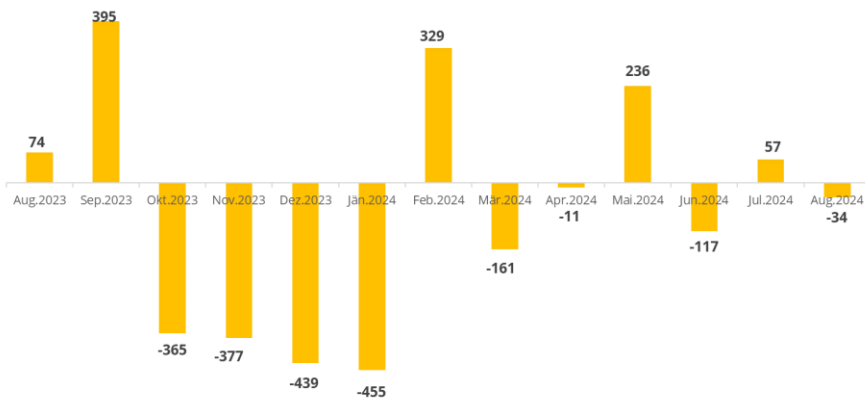
VOLUMEN SFDR ART 8/ART9 Fonds
in Mrd. Euro



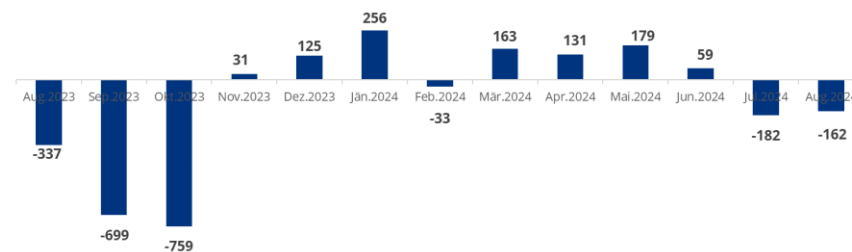
NETTOMITTELVERÄNDERUNG SFDR ART8/ ART 9 Fonds
in Mrd. Euro



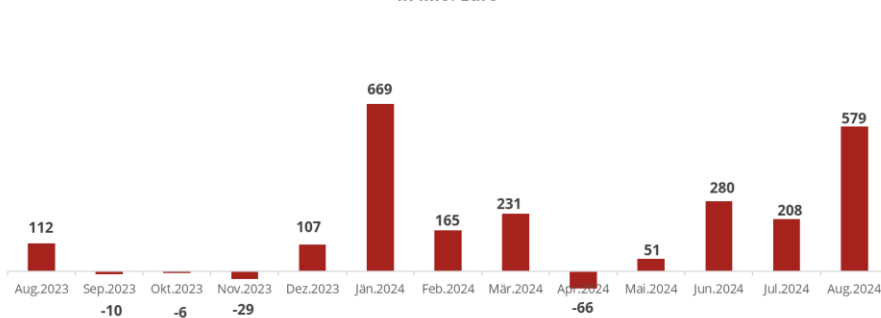
NETTOMITTELVERÄNDERUNG GEMISCHTE FONDS
in Mio. Euro



NETTOMITTELVERÄNDERUNG AKTIEN FONDS
in Mio. Euro



NETTOMITTELVERÄNDERUNG RENTEN FONDS
in Mio. Euro



NETTOMITTELVERÄNDERUNG IMMOFONDS
in Mio. Euro



1-Monats Performance in %

