

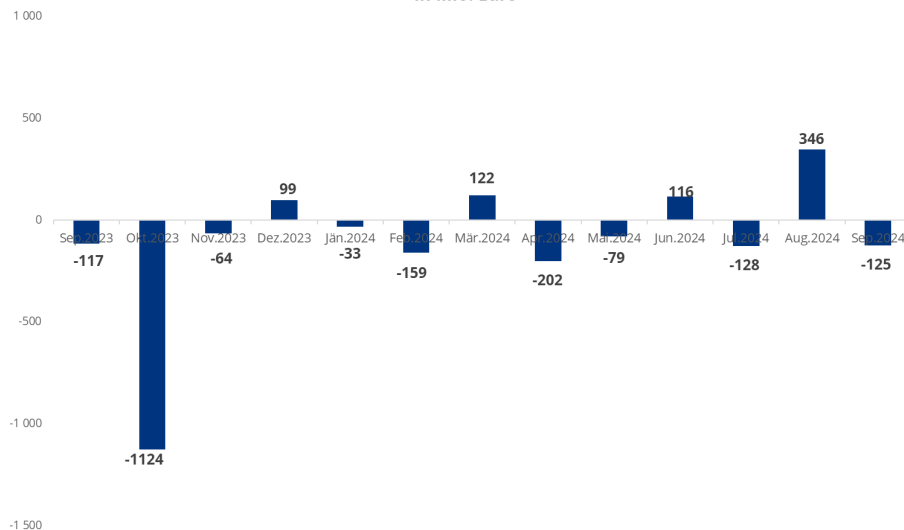
Fondsvolumen UCITS in Mrd. Euro

	Sep.2024	Dez.2023	%Δ
Aktienfonds	30,77	27,35	12,5%
Rentenfonds	34,29	32,71	-6,0%
Gemischte Fonds	39,20	37,40	4,8%
Sonstige Fonds	0,19	0,17	10,1%
Gesamt	104,44	97,64	7,0%

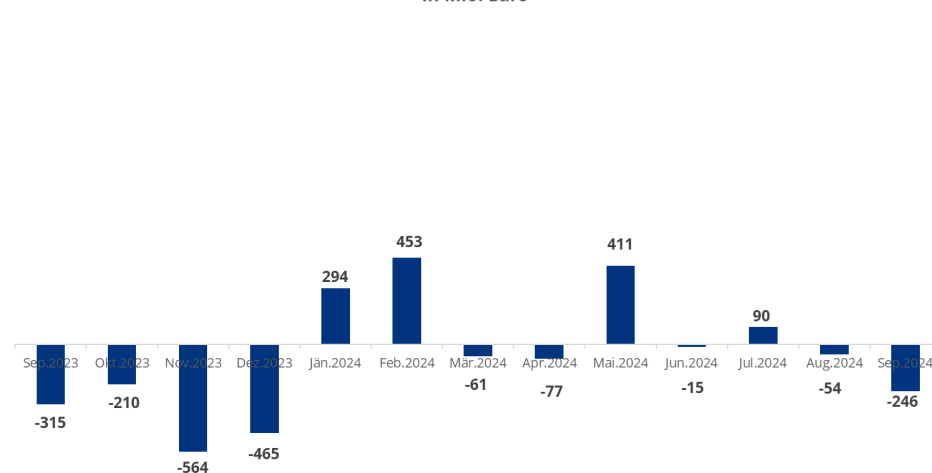
Fondsvolumen AIF in Mrd. Euro

	Sep.2024	Dez.2023	%Δ
Aktienfonds	15,13	13,47	12,3%
Rentenfonds	33,00	30,34	8,7%
Gemischte Fonds	65,06	60,54	7,5%
Immobilienfonds	8,11	9,34	-13,1%
Sonstige Fonds	0,09	0,10	-11,0%
Gesamt	121,39	113,79	6,7%

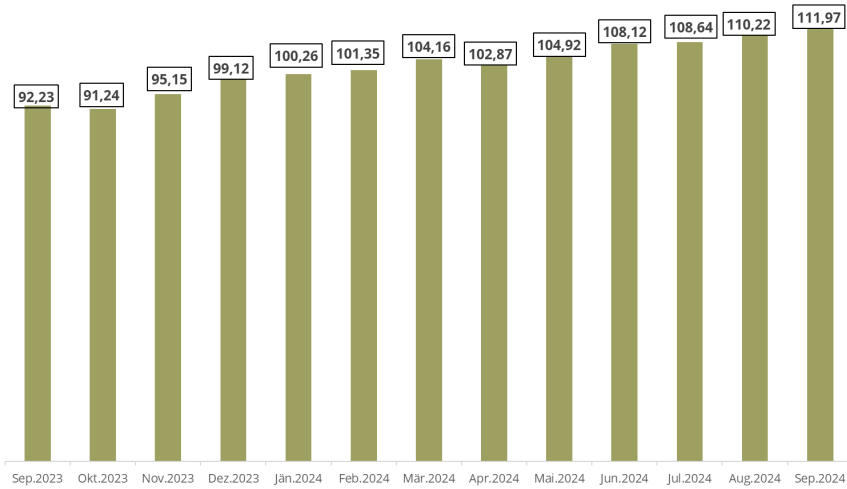
Nettomittelveränderung von UCITS Fonds
in Mio. Euro



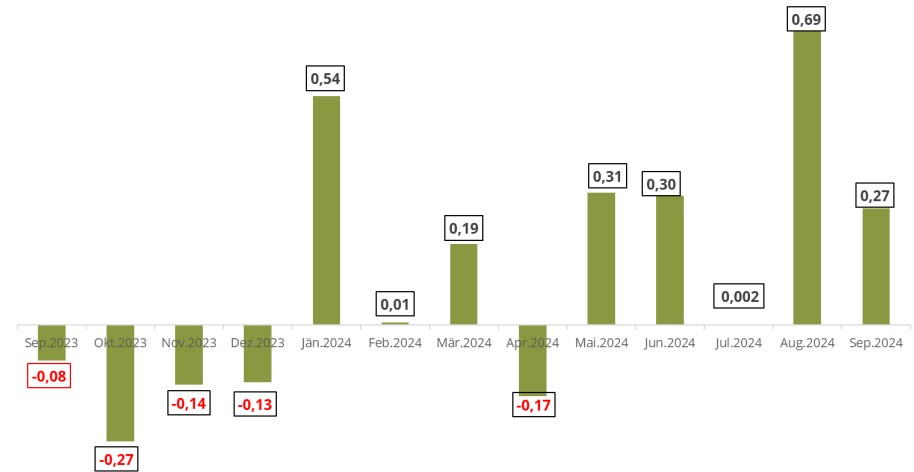
Nettomittelveränderung von AIF Fonds
in Mio. Euro



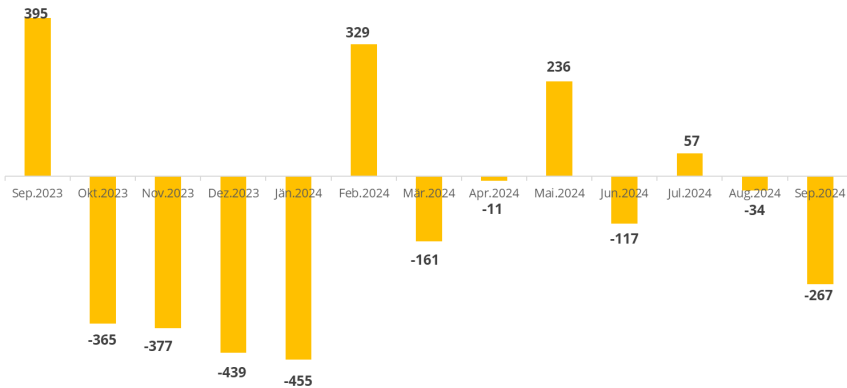
VOLUMEN SFDR ART 8/ART9 Fonds
in Mrd. Euro



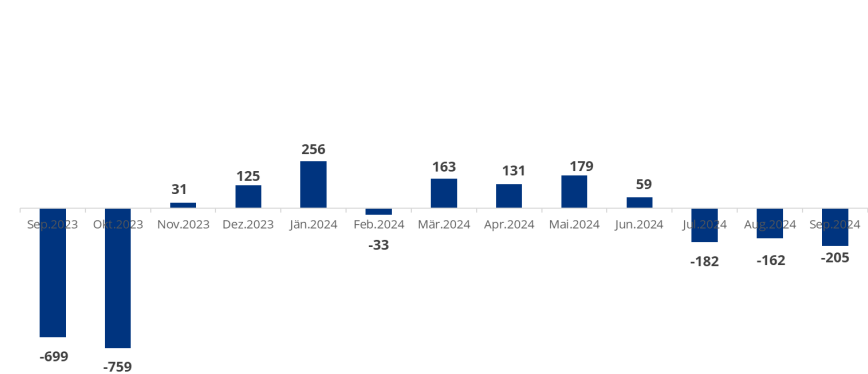
NETTOMITTELVERÄNDERUNG SFDR ART8/ ART 9 Fonds
in Mrd. Euro



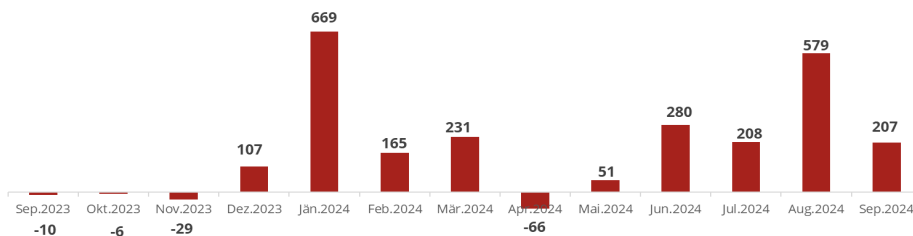
NETTOMITTELVERÄNDERUNG GEMISCHTE FONDS
in Mio. Euro



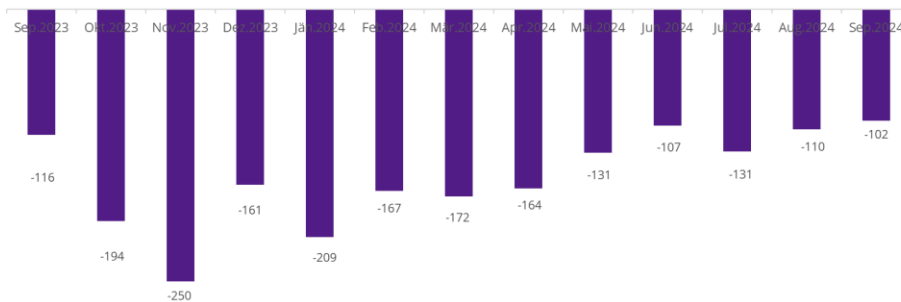
NETTOMITTELVERÄNDERUNG AKTIEN FONDS
in Mio. Euro



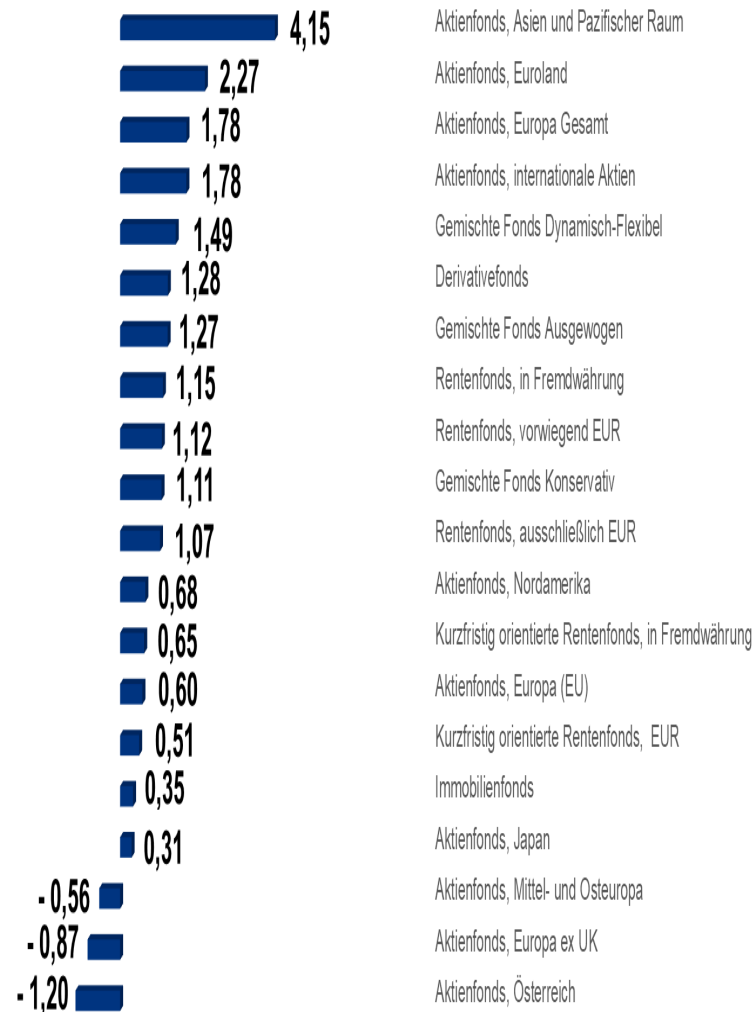
NETTOMITTELVERÄNDERUNG RENTEN FONDS
in Mio. Euro



NETTOMITTELVERÄNDERUNG IMMOFONDS
in Mio. Euro



1-Monats Performance in %



-4,00 -2,00 0,00 2,00 4,00 6,00 8,00