

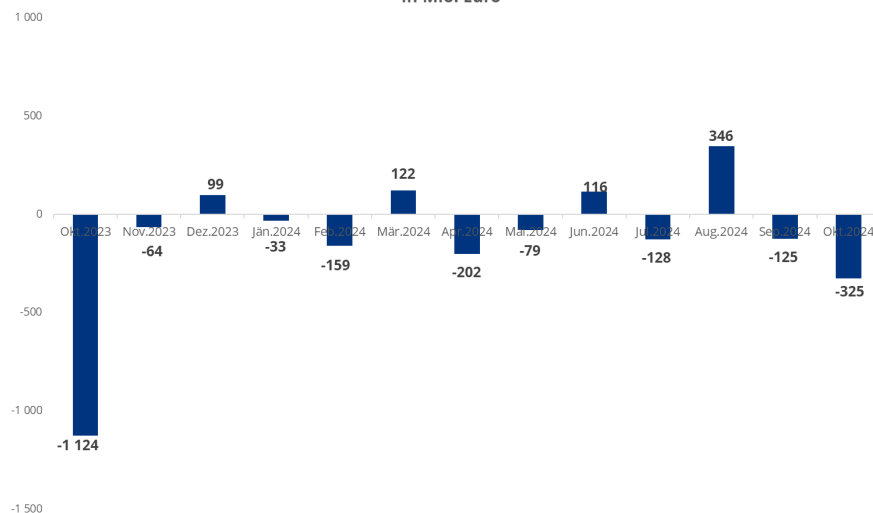
Fondsvolumen UCITS in Mrd. Euro

	Okt.2024	Dez.2023	%Δ
Aktienfonds	30,66	27,35	12,1%
Rentenfonds	34,00	32,71	-6,3%
Gemischte Fonds	39,19	37,40	4,8%
Sonstige Fonds	0,19	0,17	8,6%
Gesamt	104,03	97,64	6,5%

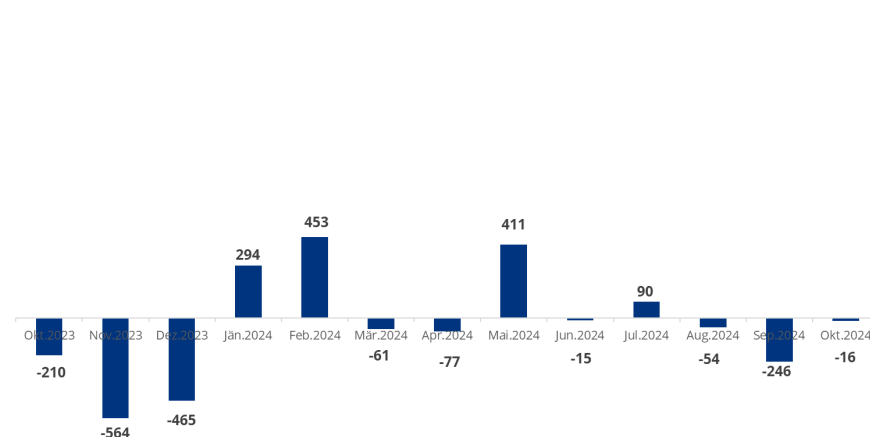
Fondsvolumen AIF in Mrd. Euro

	Okt.2024	Dez.2023	%Δ
Aktienfonds	15,05	13,47	11,7%
Rentenfonds	32,90	30,34	8,4%
Gemischte Fonds	65,18	60,54	7,7%
Immobilienfonds	7,98	9,34	-14,6%
Sonstige Fonds	0,09	0,10	-17,7%
Gesamt	121,19	113,79	6,5%

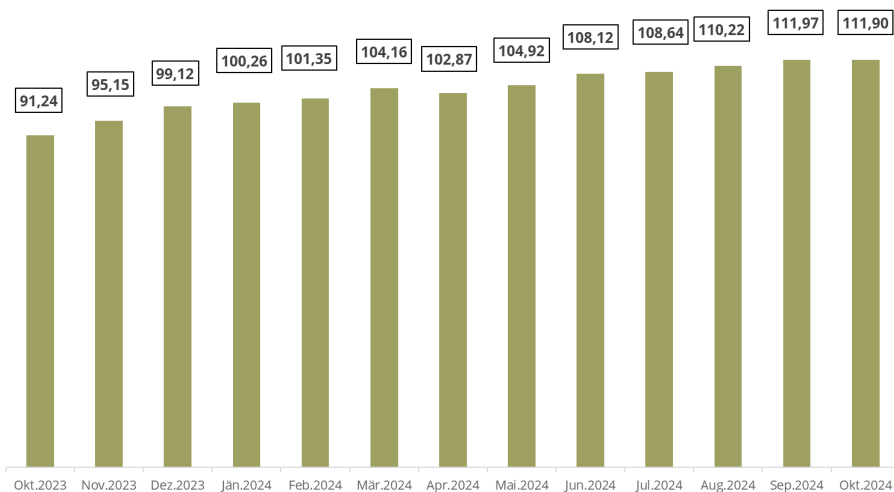
Nettomittelveränderung von UCITS Fonds
in Mio. Euro



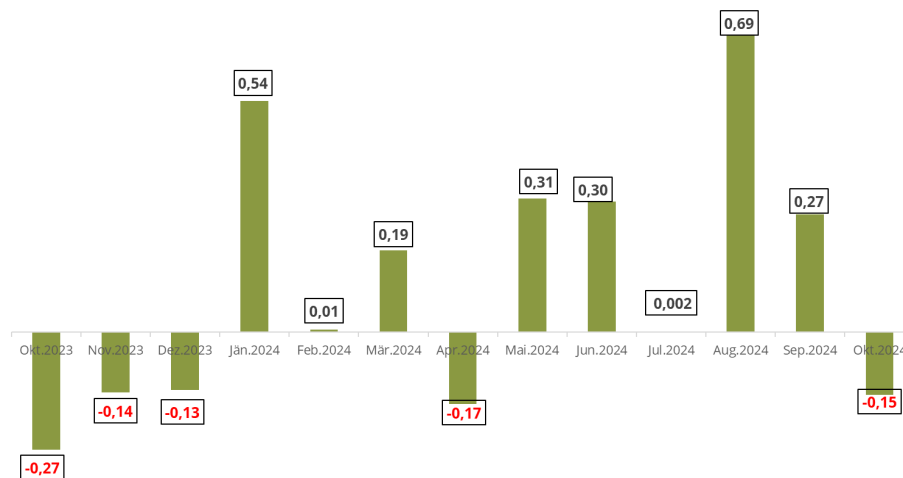
Nettomittelveränderung von AIF Fonds
in Mio. Euro



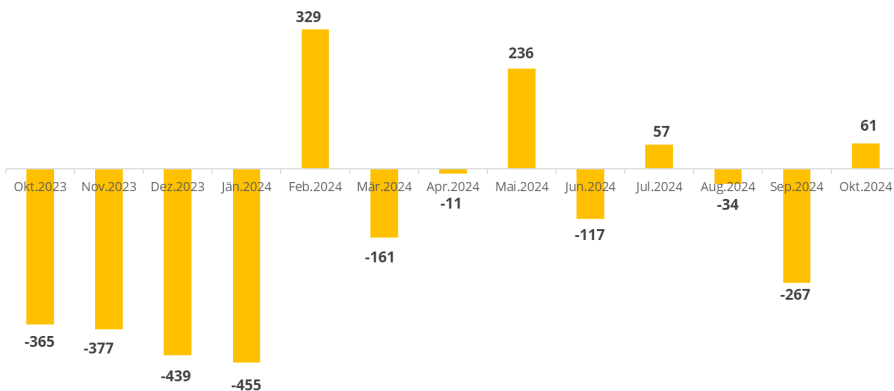
VOLUMEN SFDR ART 8/ART9 Fonds
in Mrd. Euro



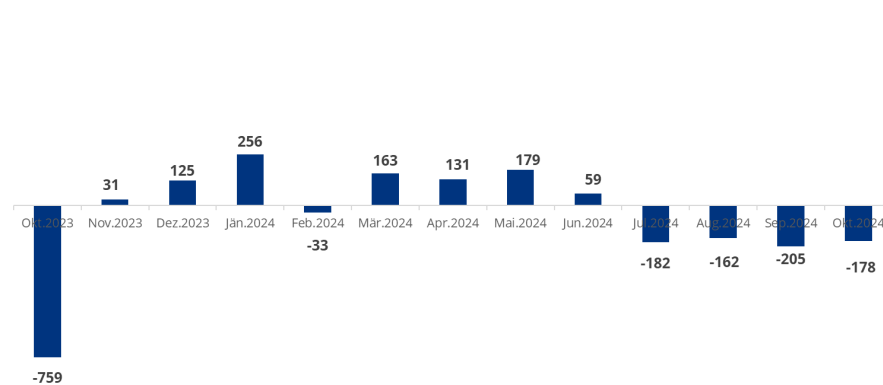
NETTOMITTELVERÄNDERUNG SFDR ART8/ ART 9 Fonds
in Mrd. Euro



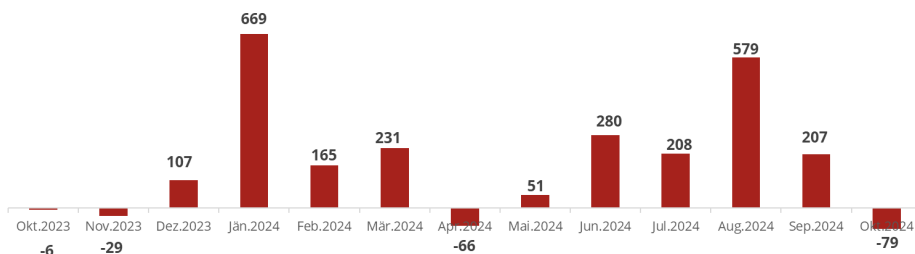
NETTOMITTELVERÄNDERUNG GEMISCHTE FONDS
in Mio. Euro



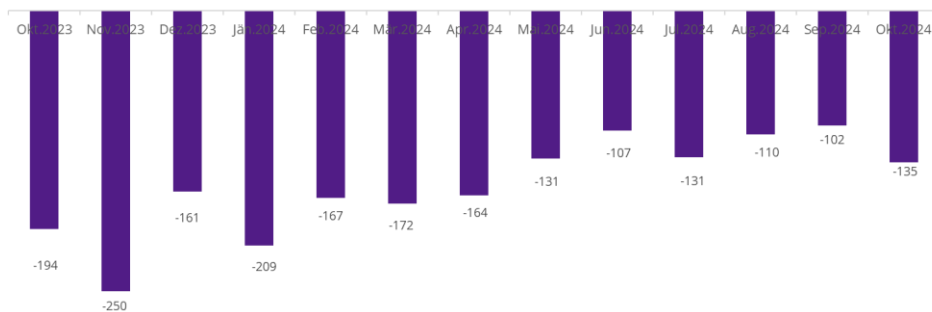
NETTOMITTELVERÄNDERUNG AKTIEN FONDS
in Mio. Euro



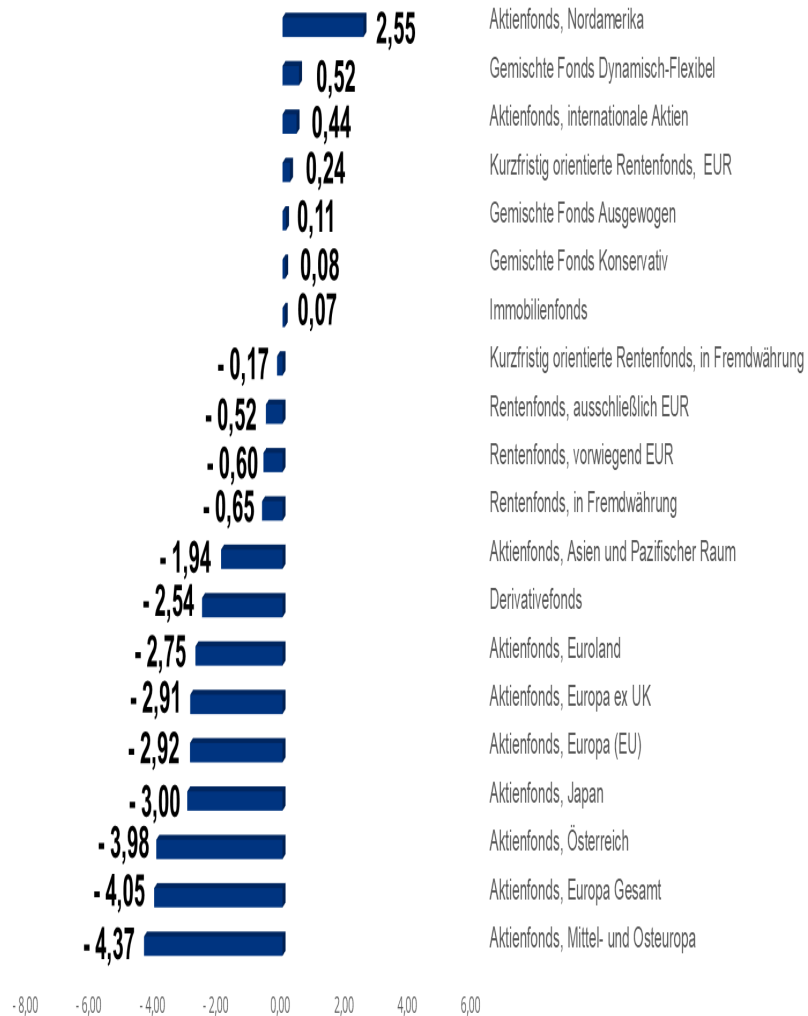
NETTOMITTELVERÄNDERUNG RENTEN FONDS
in Mio. Euro



NETTOMITTELVERÄNDERUNG IMMOFONDS
in Mio. Euro



1-Monats Performance in %



-8,00 -6,00 -4,00 -2,00 0,00 2,00 4,00 6,00