

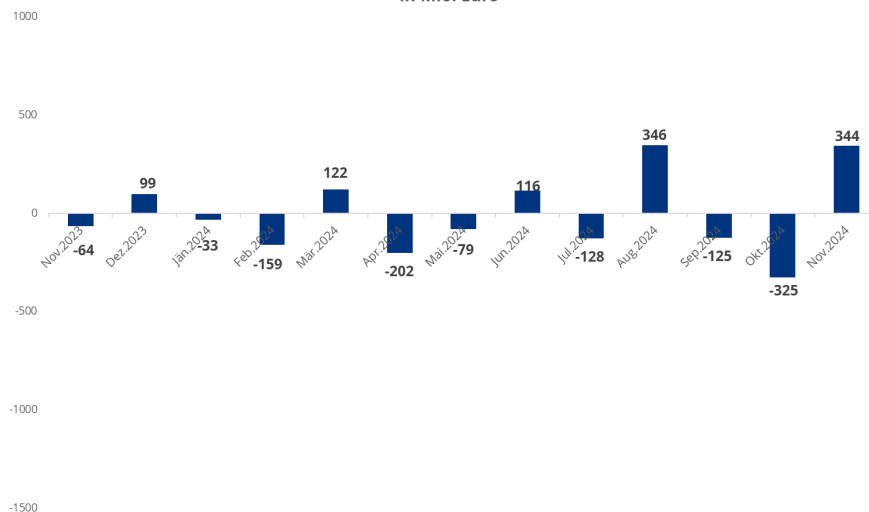
Fondsvolumen UCITS in Mrd. Euro

	Nov.2024	Dez.2023	%Δ
Aktienfonds	31,52	27,35	15,3%
Rentenfonds	34,72	32,71	-3,6%
Gemischte Fonds	39,92	37,40	6,7%
Sonstige Fonds	0,19	0,17	7,9%
Gesamt	106,35	97,64	8,9%

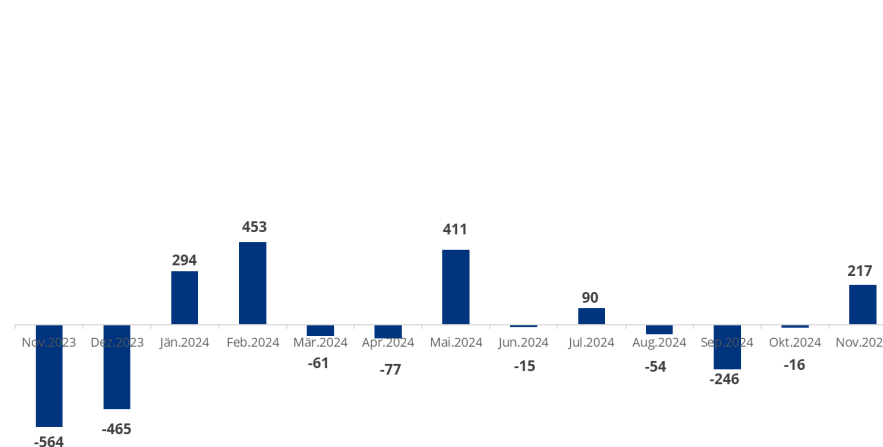
Fondsvolumen AIF in Mrd. Euro

	Nov.2024	Dez.2023	%Δ
Aktienfonds	15,61	13,47	15,9%
Rentenfonds	33,30	30,34	9,7%
Gemischte Fonds	66,28	60,54	9,5%
Immobilienfonds	7,88	9,34	-15,5%
Sonstige Fonds	0,09	0,10	-15,7%
Gesamt	123,16	113,79	8,2%

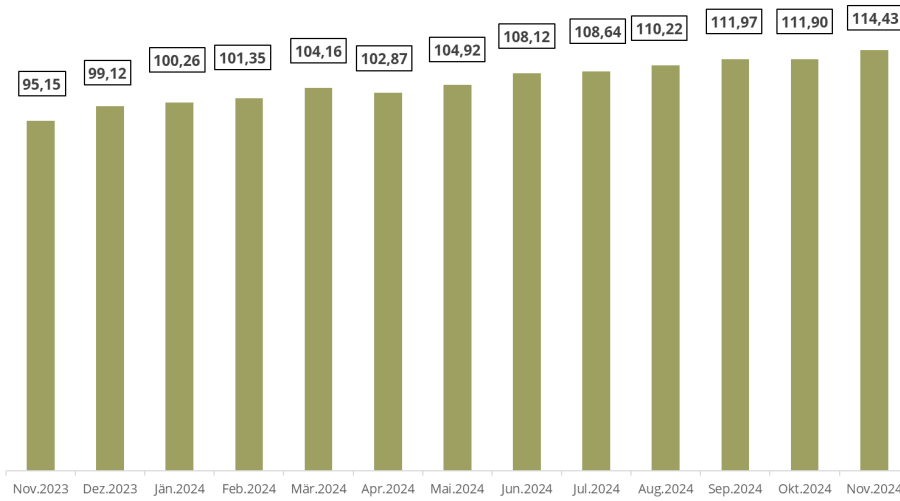
Nettomittelveränderung von UCITS Fonds
in Mio. Euro



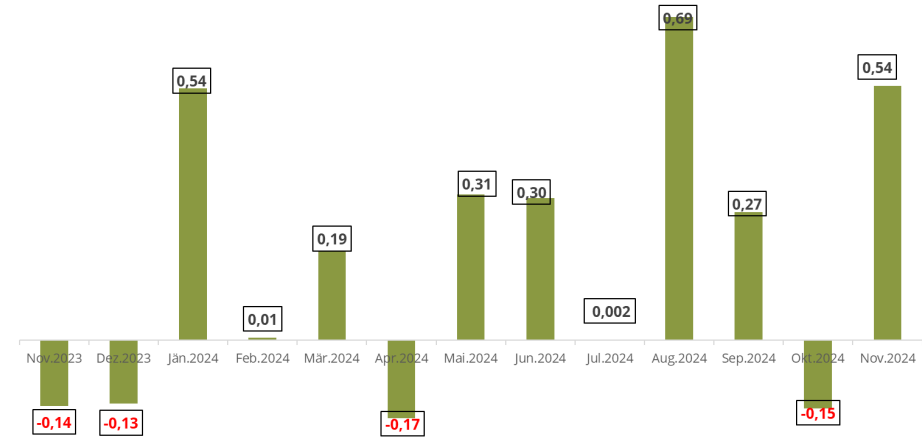
Nettomittelveränderung von AIF Fonds
in Mio. Euro



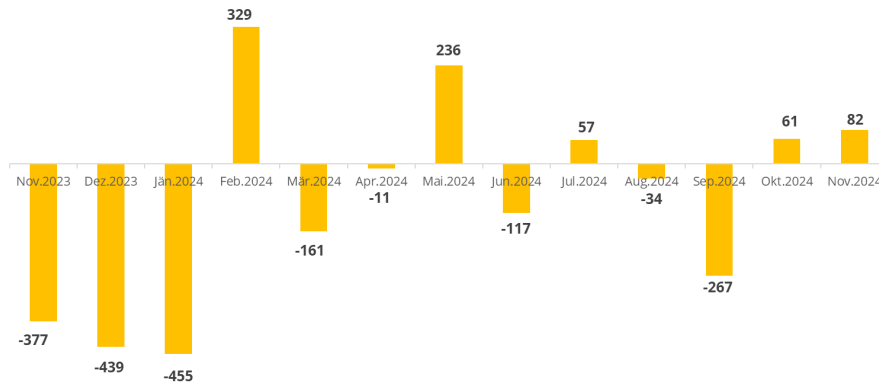
VOLUMEN SFDR ART 8/ART9 Fonds
in Mrd. Euro



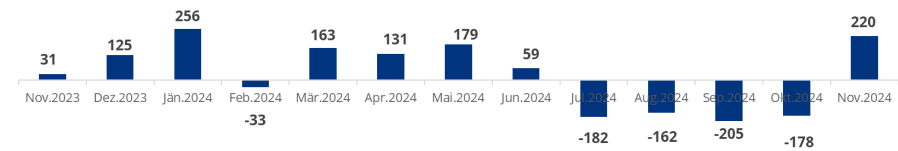
NETTOMITTELVERÄNDERUNG SFDR ART8/ ART 9 Fonds
in Mrd. Euro



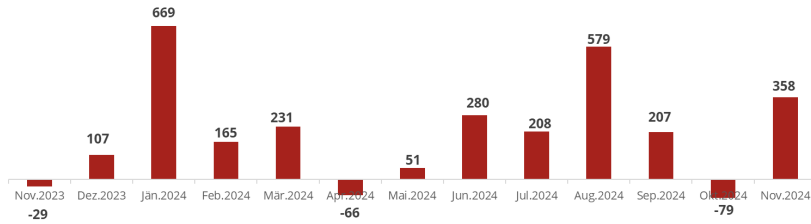
NETTOMITTELVERÄNDERUNG GEMISCHTE FONDS
in Mio. Euro



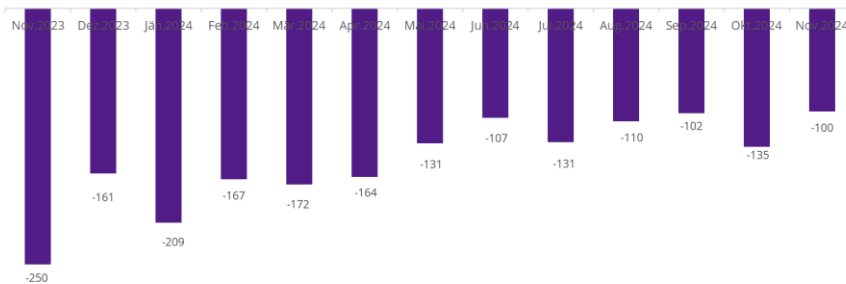
NETTOMITTELVERÄNDERUNG AKTIEN FONDS
in Mio. Euro



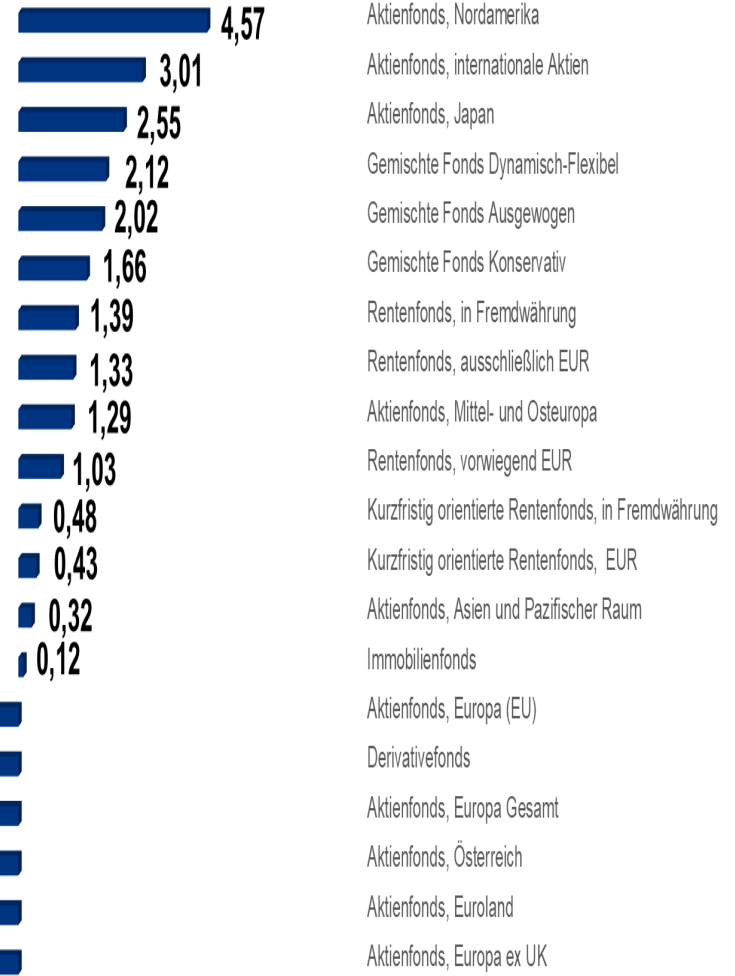
NETTOMITTELVERÄNDERUNG RENTEN FONDS
in Mio. Euro



NETTOMITTELVERÄNDERUNG IMMOFONDS
in Mio. Euro



1-Monats Performance in %



-4,00 -2,00 0,00 2,00 4,00 6,00 8,00