

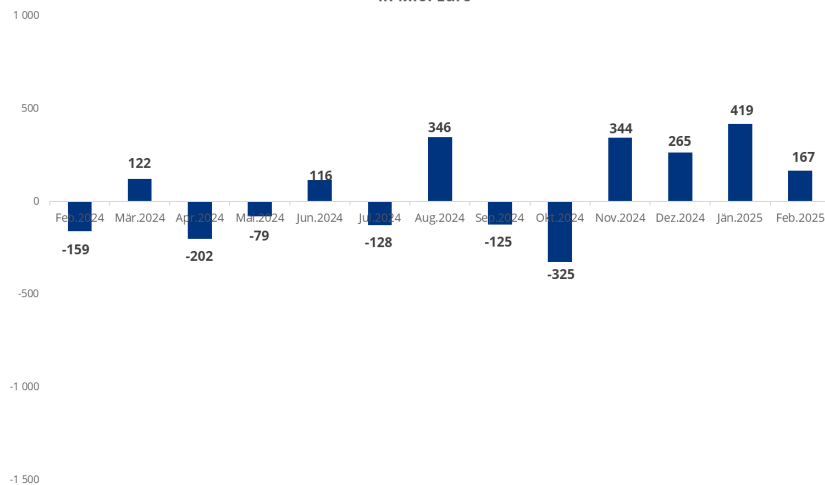
Fondsvolumen UCITS in Mrd. Euro

	Feb.2025	Dez.2024	%Δ
Aktienfonds	31,72	31,13	1,9%
Rentenfonds	35,73	34,88	2,4%
Gemischte Fonds	40,47	39,64	2,1%
Sonstige Fonds	0,18	0,19	-5,7%
Gesamt	108,10	105,83	2,1%

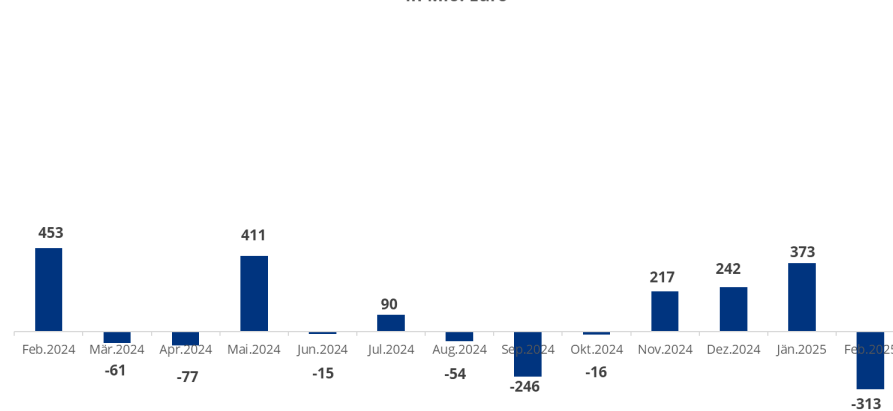
Fondsvolumen AIF in Mrd. Euro

	Feb.2025	Dez.2024	%Δ
Aktienfonds	17,19	15,90	8,1%
Rentenfonds	33,26	33,11	0,4%
Gemischte Fonds	65,82	64,98	1,3%
Immobilienfonds	7,50	7,75	-3,3%
Sonstige Fonds	0,10	0,09	4,0%
Gesamt	123,87	121,84	1,7%

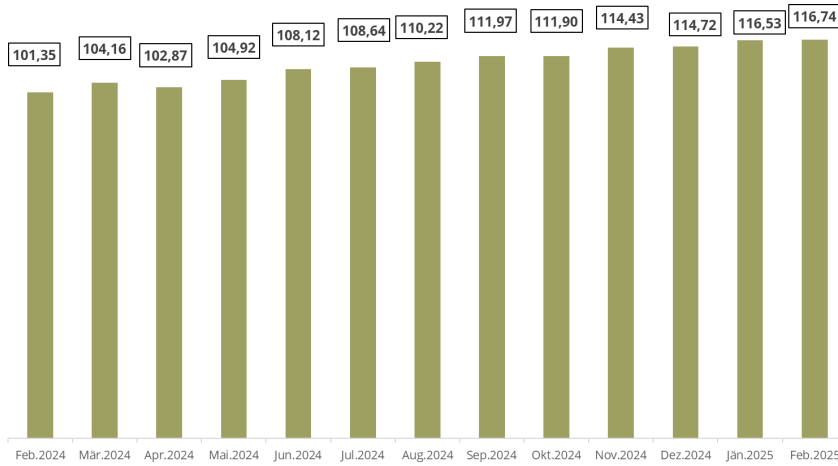
Nettomittelveränderung von UCITS Fonds
in Mio. Euro



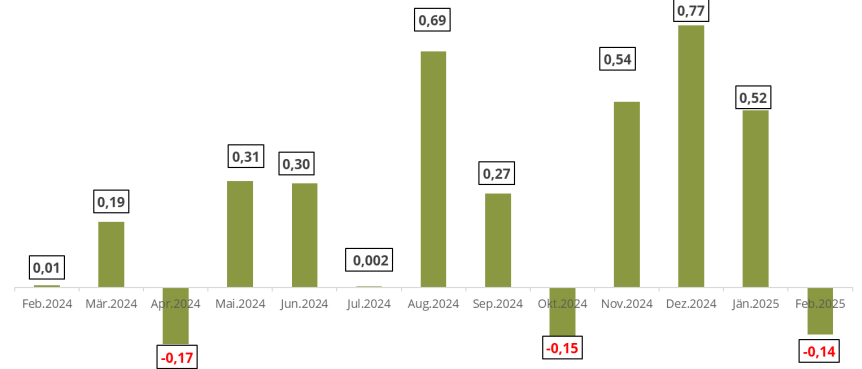
Nettomittelveränderung von AIF Fonds
in Mio. Euro



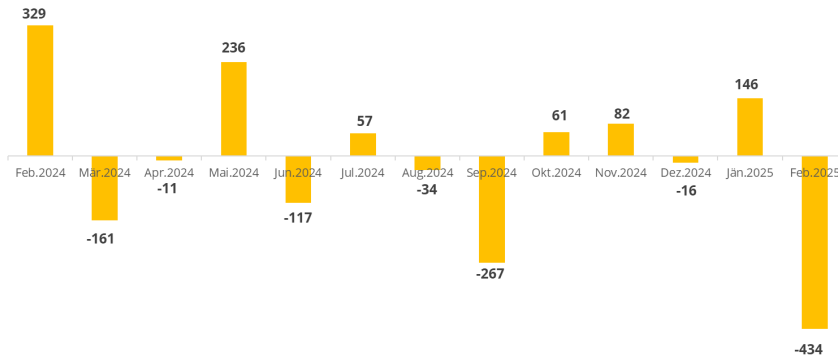
VOLUMEN SFDR ART 8/ART9 Fonds
in Mrd. Euro



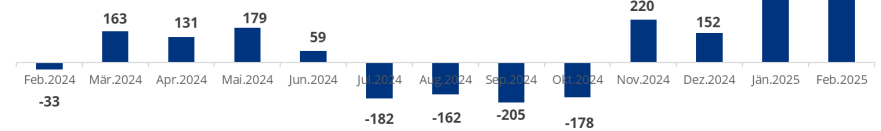
NETTOMITTELVERÄNDERUNG SFDR ART8/ ART 9 Fonds
in Mrd. Euro



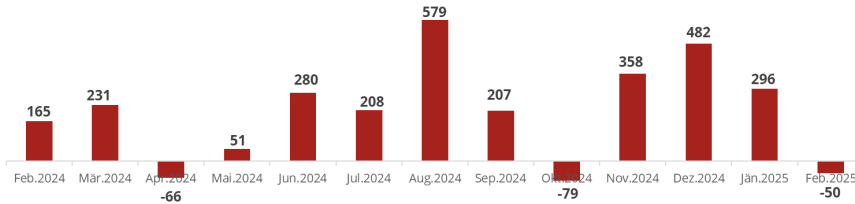
NETTOMITTELVERÄNDERUNG GEMISCHTE FONDS
in Mio. Euro



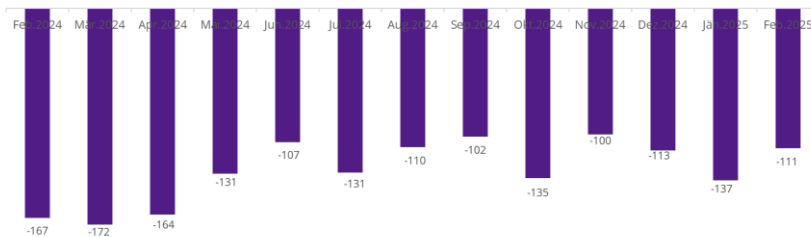
NETTOMITTELVERÄNDERUNG AKTIEN FONDS
in Mio. Euro



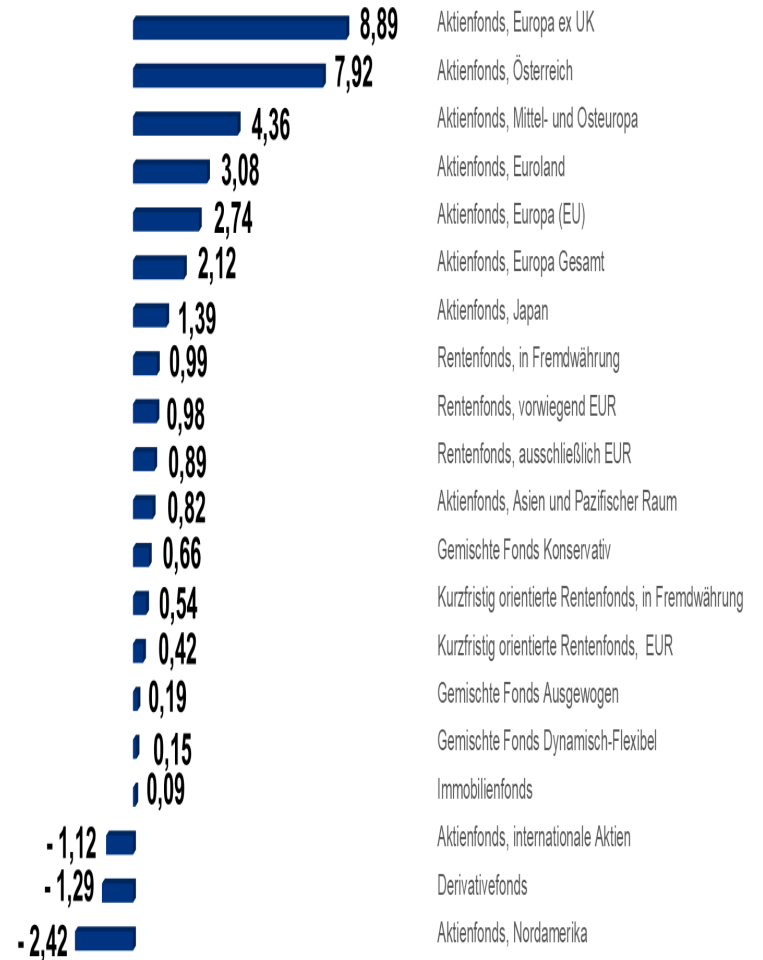
NETTOMITTELVERÄNDERUNG RENTEN FONDS
in Mio. Euro



NETTOMITTELVERÄNDERUNG IMMOFONDS
in Mio. Euro



1-Monats Performance in %



-6,00 -4,00 -2,00 0,00 2,00 4,00 6,00 8,00 10,00 12,00