

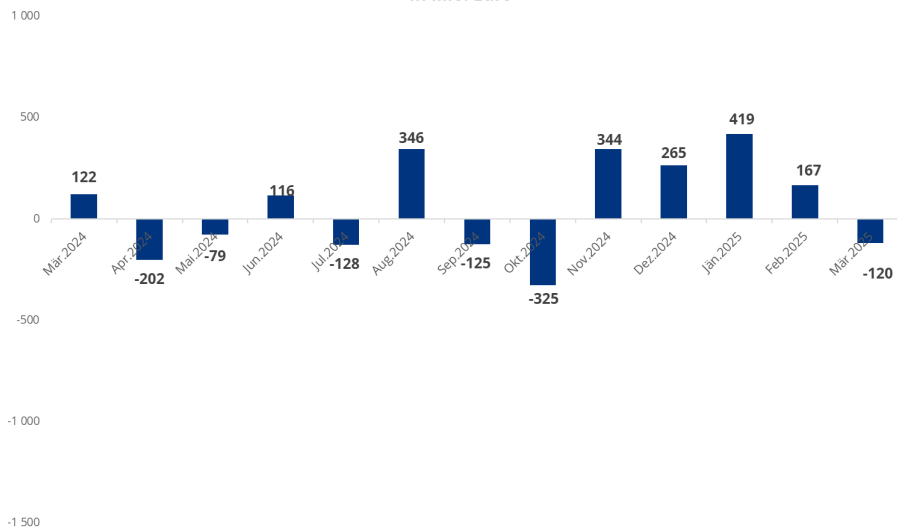
Fondsvolumen UCITS in Mrd. Euro

	Mär.2025	Dez.2024	%Δ
Aktienfonds	29,88	31,13	-4,0%
Rentenfonds	35,04	34,88	0,5%
Gemischte Fonds	38,92	39,64	-1,8%
Sonstige Fonds	0,18	0,19	-4,4%
Gesamt	104,02	105,83	-1,7%

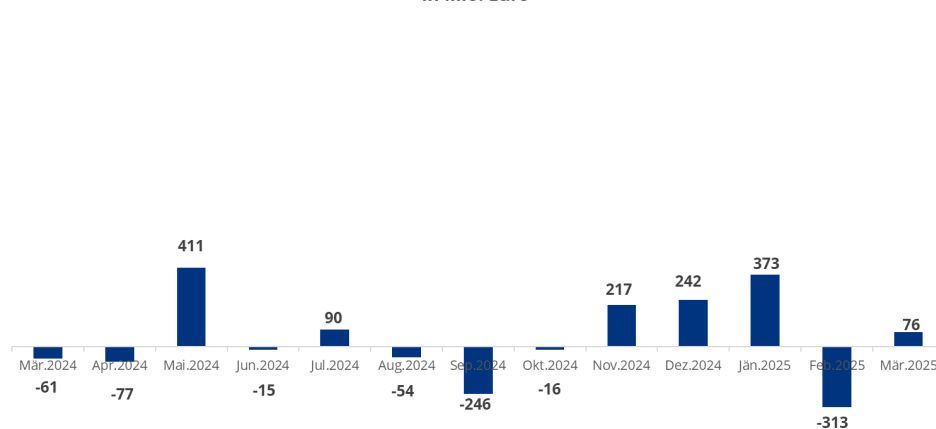
Fondsvolumen AIF in Mrd. Euro

	Mär.2025	Dez.2024	%Δ
Aktienfonds	16,35	15,90	2,8%
Rentenfonds	32,79	33,11	-1,0%
Gemischte Fonds	64,24	64,98	-1,1%
Immobilienfonds	7,39	7,75	-4,6%
Sonstige Fonds	0,10	0,09	4,0%
Gesamt	120,87	121,84	-0,8%

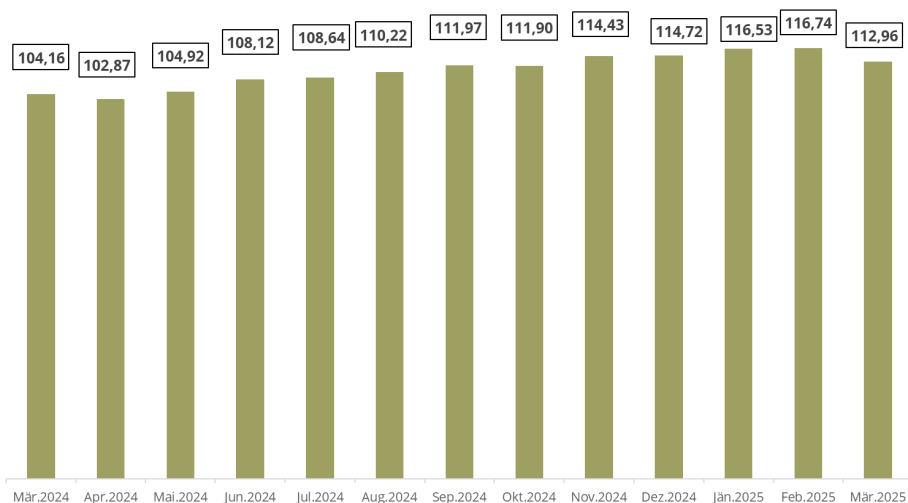
Nettomittelveränderung von UCITS Fonds
in Mio. Euro



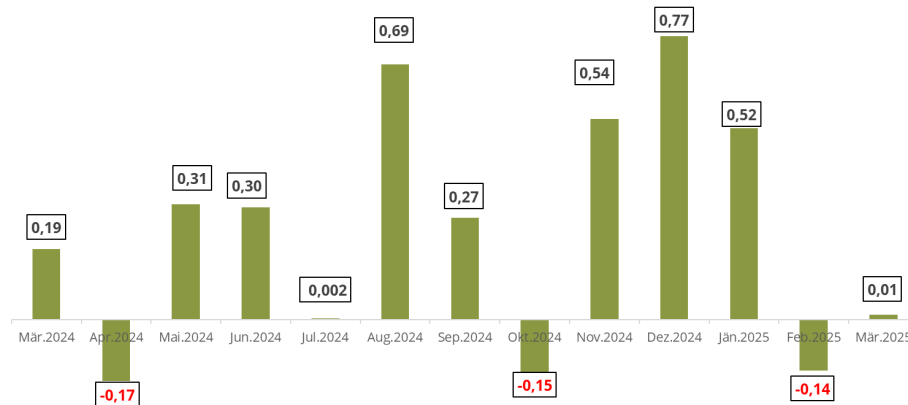
Nettomittelveränderung von AIF Fonds
in Mio. Euro



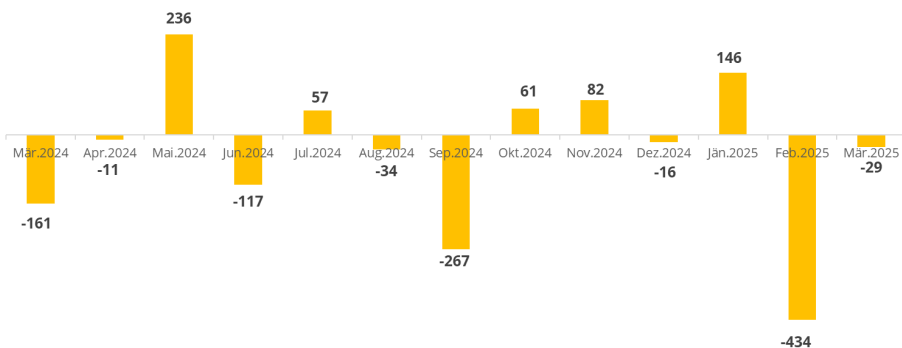
VOLUMEN SFDR ART 8/ART9 Fonds
in Mrd. Euro



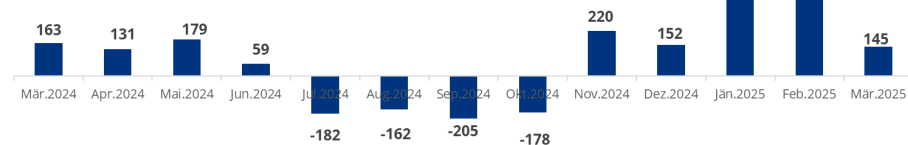
NETTOMITTELVERÄNDERUNG SFDR ART8/ ART 9 Fonds
in Mrd. Euro



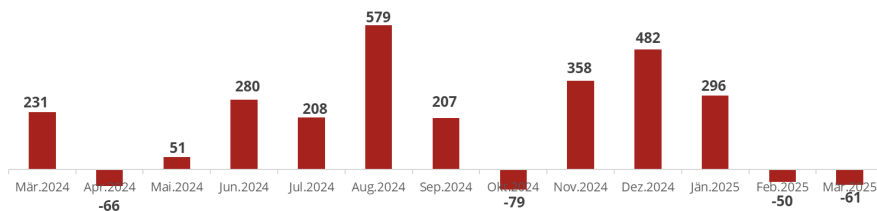
NETTOMITTELVERÄNDERUNG GEMISCHTE FONDS
in Mio. Euro



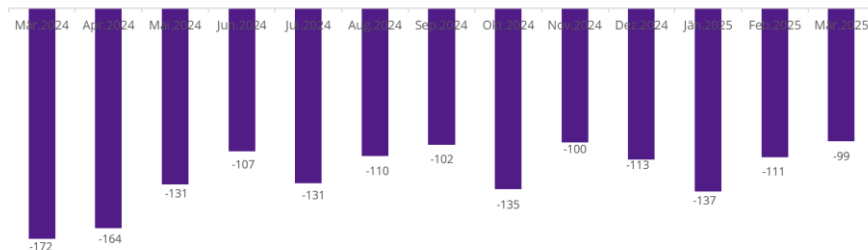
NETTOMITTELVERÄNDERUNG AKTIEN FONDS
in Mio. Euro



NETTOMITTELVERÄNDERUNG RENTEN FONDS
in Mio. Euro



NETTOMITTELVERÄNDERUNG IMMOFONDS
in Mio. Euro



1-Monats Performance in %

